

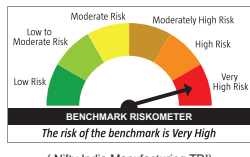
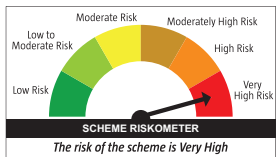
AIM TO THRIVE WITH INDIA. RISE WITH INDIA.

Invest in Canara Robeco Manufacturing Fund
and seek to move forward as India moves ahead.



This product is suitable for investors who are seeking*:

- Long term capital appreciation
- Investments in equity and equity related instruments of Companies engaged in the Manufacturing theme



*Investors should consult their financial advisers if in doubt about whether the product is suitable for them.

WHY WE BELIEVE INDIA CAN BECOME THE NEXT MANUFACTURING HUB

THRIVING DOMESTIC DEMAND

- Per Capita Income at an Inflection Point
- Rising Middle Class Population

FAVOURABLE POLICY REFORMS

- Initiatives to incentivise domestic manufacturing
- Labour Reforms and Ease of doing Business

ROBUST PRIVATE SECTOR

- Deleveraged Corporate Sector
- Globally Competitive Corporate Tax Structure

ALTERNATIVE SUPPLY CHAIN

- Globally competitive Businesses
- Repositioning of Global Supply Chains

INDIA WELL POSITIONED TO BECOME AN ATTRACTIVE INVESTMENT DESTINATION

CANARA ROBECO MANUFACTURING FUND - FUND PHILOSOPHY & SECTORAL BENEFICIARIES

MACRO TAILWINDS

Investment Beneficiaries

- Private Capex
- Government Capex
- Capacity Utilization

Sectorial Beneficiaries

- Capital Goods
- Cement
- Industrial
- Power

POLICY REFORMS

Export Promotion / Import Substitution

- PLI
- Make in India
- Atmanirbhar Bharat
- Single Window Clearance
- Import duties

Sectorial Beneficiaries

- EMS
- Renewables
- Defence
- Pharma

SUPPLY CHAIN DIVERSIFICATION

Global Supply Chain Rejig

- Reduced Dependence on Single Source
- Geographical & Political Risk

Sectorial Beneficiaries

- Building Materials
- Auto Ancillaries
- Textile
- Specialty Chemicals

DEMOGRAPHIC ADVANTAGE

Consumption Beneficiaries

- Rising Middle-Class
- Higher Working Age Population

Sectorial Beneficiaries

- Automobiles
- Electronics
- Consumer Durables

Note: The above is only for illustration purposes, purely to explain fund philosophy and the sector(s)/stock(s)/issuer(s) mentioned in this presentation do not constitute any research report/recommendation of the same and the fund may or may not have any future position in these sector(s)/stock(s)/issuer(s). Investors shall note that there is no assurance or guarantee that the investment objective of the scheme will be achieved.

WHY INVEST IN CANARA ROBECO MANUFACTURING FUND?

- Seek to become a **part of the India Growth** Story by investing into Canara Robeco Manufacturing Fund.
- The Fund aims to invest in companies which are beneficiaries of **Thriving Domestic Demand, Favourable Policy Reforms, Robust Private Sector, and Alternative Supply Chain.**
- The Fund aims to **capitalize** on **manufacturing trends** and **opportunities** investing across relevant sectors representing the Manufacturing theme.
- **Government thrust** on "Atmanirbhar Bharat", "Make in India" and through other reforms and incentives has **improved growth potential** of many manufacturing-oriented sectors and companies.
- The Fund aims to be a '**True to Label**' Fund.

NOTE: THERE IS NO ASSURANCE OR GUARANTEE THAT THE INVESTMENT OBJECTIVE OF THE SCHEME WILL BE ACHIEVED.


WHO SHOULD INVEST IN THIS FUND?



Investors that are **comfortable with volatility** & expecting a better risk return tradeoff



Investors with a **high-risk** appetite and **long-term** investment horizon of **5 years and above** having a **lower near-term liquidity needs**



Seasoned investors who are looking to invest in a **Manufacturing theme-based fund**

Note: There is no assurance or guarantee that the investment objective of the scheme will be achieved. Mutual fund investments are subject to market risks, please read scheme related documents carefully before investing.

MARKET CAPITALIZATION (as on March 28, 2025)



Debt, Cash & Others	3.30%
Large Cap	49.63%
Mid Cap	22.32%
Small Cap	24.75%

Top 10 Holdings (as on March 28, 2025)

Portfolio is spread across 62 stocks with Top 10 Stocks contributing to 33.26% of the Net Assets.

Name of the Company	Industry Classification	% of Net Assets
Mahindra & Mahindra Ltd	Automobiles	5.15
Maruti Suzuki India Ltd	Automobiles	4.29
Bharat Electronics Ltd	Aerospace & Defense	4.27
Reliance Industries Ltd	Petroleum Products	4.14
Tata Steel Ltd	Ferrous Metals	2.89
Bajaj Auto Ltd	Automobiles	2.67
Hindalco Industries Ltd	Non - Ferrous Metals	2.66
Suzlon Energy Ltd	Electrical Equipment	2.61
Solar Industries India Ltd	Chemicals & Petrochemicals	2.37
Varun Beverages Ltd	Beverages	2.21

Sector Allocation (as on March 28, 2025)



Automobiles	12.11%
Electrical Equipment	11.06%
Consumer Durables	8.63%
Industrial Products	6.66%
Auto Components	6.24%
Other Equity	52.00%
MMI & Others	3.30%

Note: The scheme may or may not have any future position in these sector(s).

FUND FEATURES

NAME OF THE SCHEME	CANARA ROBECO MANUFACTURING FUND			
TYPE	Thematic - Manufacturing - An open-ended equity scheme following Manufacturing theme			
Monthend AUM (₹)*	1,511.26 Crores			
INVESTMENT OBJECTIVE	The scheme aims to generate long-term capital appreciation by investing predominantly in equities and equity related instruments of companies engaged in the Manufacturing theme. However, there can be no assurance that the investment objective of the scheme will be realized.			
ASSET ALLOCATION	TYPE OF INSTRUMENTS	INDICATIVE ALLOCATIONS (% OF TOTAL ASSETS)		RISK PROFILE
		MINIMUM	MAXIMUM	
	Equity and Equity-related Instruments of companies engaged in Manufacturing theme	80%	100%	VERY HIGH
	Equity and Equity-related Instruments of companies other than engaged in Manufacturing theme	0%	20%	VERY HIGH
	Debt and Money Market Instruments	0%	20%	LOW TO MODERATE
	Units issued by REITs and InvITs	0%	10%	VERY HIGH
PLANS & OPTIONS	Regular Plan & Direct Plan a. Growth b. Income Distribution cum Capital Withdrawal option: - Payout of Income Distribution cum Capital Withdrawal option - Reinvestment of Income Distribution cum Capital Withdrawal option			
FUND MANAGER	Pranav Gokhale & Shridatta Bhandwadar			
LOAD STRUCTURE	Entry Load: Nil Exit Load: 1% - if redeemed/switched out within 365 days from the date of allotment. Nil - if redeemed/switched out after 365 days from the date of allotment			
BENCHMARK (FIRST TIER)	NIFTY India Manufacturing TRI			

*Monthend AUM as on 28.03.2025

PERFORMANCE AT A GLANCE - Regular Plan - Growth Option

(as on March 28, 2025)

CANARA ROBECO MANUFACTURING FUND

Fund Manager: (1) Mr. Pranav Gokhale is managing the scheme since 11-March-24. (2) Mr. Shridatta Bhandwadar is managing the scheme since 11-March-24.

Period	Returns (%)			Current Value of Standard Investment of ₹ 10000		
	Scheme	Nifty India Manufacturing TRI [#]	BSE SENSEX TRI ^{##}	Scheme	Nifty India Manufacturing TRI ^{##}	BSE SENSEX TRI ^{##}
Last 1 Year	7.09	7.68	6.39	10709	10768	10639
Since Inception	8.39	8.59	6.30	10880	10900	10660

The past performance may or may not be sustained in the future. Returns are based on NAV of Regular Plan – Growth Option and are calculated on compounded annualized basis for a period of more than (or equal to) a year and Simple annualized basis for a period less than a year. Inception Date: March 11, 2024. Different plans have a different expense structure. The scheme has been in existence for more than 1 year but less than 3 years.

PERFORMANCE AT A GLANCE - Direct Plan - Growth Option

(as on March 28, 2025)

CANARA ROBECO MANUFACTURING FUND

Fund Manager: (1) Mr. Pranav Gokhale is managing the scheme since 11-March-24. (2) Mr. Shridatta Bhandwadar is managing the scheme since 11-March-24.

Period	Returns (%)			Current Value of Standard Investment of ₹ 10000		
	Scheme	Nifty India Manufacturing TRI [#]	BSE SENSEX TRI ^{##}	Scheme	Nifty India Manufacturing TRI ^{##}	BSE SENSEX TRI ^{##}
Last 1 Year	8.86	7.68	6.39	10886	10768	10639
Since Inception	10.11	8.59	6.30	11060	10900	10660

The past performance may or may not be sustained in the future. Returns are based on NAV of Direct Plan – Growth Option and are calculated on compounded annualized basis for a period of more than (or equal to) a year and Simple annualized basis for a period less than a year. Inception Date: March 11, 2024. Different plans have a different expense structure. The scheme has been in existence for more than 1 year but less than 3 years.

Scheme Benchmark [#] • Additional Benchmark ^{##} • - : Corresponding Benchmark values not available • Load is not taken into consideration for computation of returns. Returns of IDCW Option under the scheme for the investor would be net of tax deducted at source.

Scheme Performance - Fund Manager wise

(as on March 28, 2025)

Fund Manager: Mr. Pranav Gokhale

Scheme Names	CAGR (%)												
	1 Year Return			3 Years Return			5 Years Return			Since Inception			
	Scheme Regular Plan	Scheme Direct Plan	Bench-mark [#]	Scheme Regular Plan	Scheme Direct Plan	Bench-mark [#]	Scheme Regular Plan	Scheme Direct Plan	Bench-mark [#]	Scheme Regular Plan	Scheme Direct Plan	Bench-mark [#] Regular Plan	Bench-mark [#] Direct Plan
Canara Robeco Small Cap Fund	4.91	6.20	6.02	12.29	13.84	17.85	35.92	38.00	37.46	22.38	24.32	21.94	21.94
Canara Robeco Flexicap Fund*	6.84	8.06	5.96	11.80	13.15	13.77	22.49	24.05	26.33	17.28	14.73	16.16*	14.25
Canara Robeco Mid Cap Fund	8.06	9.54	8.87	N.A	N.A	-	N.A	N.A	-	18.68	20.42	21.79	21.79
Canara Robeco Manufacturing Fund	7.09	8.86	7.68	N.A	N.A	-	N.A	N.A	-	8.39	10.11	8.59	8.59

Note:

a. Mr. Pranav Gokhale manages 4 open-ended schemes of Canara Robeco Mutual Fund .

b. Period for which scheme’s performance has been provided is computed basis last day of the month-end preceding the date of advertisement.

c. Different plans shall have a different expense structure. The performance details provided herein are of Regular plan - Growth Option & Direct plan - Growth Option.

d. Past performance may or may not be sustained in the future.

e. -: Corresponding Benchmark values not available.

f. N.A.- Not Applicable because scheme is in existence for less than 1 year or 3 years respectively.

g. *Since inception return for the benchmark is Composite return - “As TRI data is not available since inception of the scheme, benchmark performance is calculated using composite CAGR of BSE 500 TRI Index. PRI values from 16th Sept 2003 to 1st Aug, 2006 and TRI values since 1st Aug, 2006 are considered.

Fund Manager: Mr. Shridatta Bhandwaldar

Scheme Names	CAGR (%)															
	6 Months Return**			1 Year Return			3 Years Return			5 Years Return			Since Inception			
	Scheme Regular Plan	Scheme Direct Plan	Bench-mark [#]	Scheme Regular Plan	Scheme Direct Plan	Bench-mark [#]	Scheme Regular Plan	Scheme Direct Plan	Bench-mark [#]	Scheme Regular Plan	Scheme Direct Plan	Bench-mark [#]	Scheme Regular Plan	Scheme Direct Plan	Bench-mark [#] Regular Plan	Bench-mark [#] Direct Plan
Canara Robeco Small Cap Fund				4.91	6.20	6.02	12.29	13.84	17.85	35.92	38.00	37.46	22.38	24.32	21.94	21.94
Canara Robeco Infrastructure				13.60	15.07	1.33	25.31	26.87	29.13	34.67	36.21	40.73	14.82	17.27	-	-
Canara Robeco Consumer Trends Fund				6.98	8.33	6.82	16.15	17.64	13.05	24.27	25.89	24.79	16.01	17.16	12.43	13.62
Canara Robeco Focused Equity Fund				10.62	12.27	5.96	15.49	17.26	13.77	N.A	N.A	17.26	16.97	18.84	15.53	15.53
Canara Robeco Emerging Equities				10.42	11.56	7.33	13.92	15.16	16.42	25.58	27.00	29.25	17.02	20.28	-	16.10
Canara Robeco Flexicap Fund*				6.84	8.06	5.96	11.80	13.15	13.77	22.49	24.05	26.33	17.28	14.73	16.16*	14.25
Canara Robeco ELSS Tax Saver				6.98	8.22	5.96	12.41	13.79	13.77	24.30	25.82	26.33	18.49	15.71	16.91	14.25
Canara Robeco Equity Hybrid Fund				8.10	9.33	7.37	11.35	12.64	11.41	18.58	19.97	19.02	11.54	14.50	-	12.32
Canara Robeco Blue Chip Equity Fund				8.94	10.23	6.82	13.18	14.62	13.05	22.39	24.09	24.79	12.91	15.12	12.01	13.62
Canara Robeco Mid Cap Fund				8.06	9.54	8.87	N.A	N.A	-	N.A	N.A	-	18.68	20.42	21.79	21.79
Canara Robeco Multi Cap Fund				10.32	11.88	6.88	N.A	N.A	-	N.A	N.A	-	17.24	19.01	17.73	17.73
Canara Robeco Manufacturing Fund				7.09	8.86	7.68	N.A	N.A	-	N.A	N.A	-	8.39	10.11	8.59	8.59
Canara Robeco Balanced Advantage Fund**	-13.88	-12.67	-7.25	N.A	N.A	-	N.A	N.A	-	N.A	N.A	-	-4.29	-2.91	-0.91	-0.91

Note:

a. Mr. Shridatta Bhandwaldar manages 13 open-ended schemes of Canara Robeco Mutual Fund .

b. Period for which scheme’s performance has been provided is computed basis last day of the month-end preceding the date of advertisement.

c. Different plans shall have a different expense structure. The performance details provided herein are of Regular plan - Growth Option & Direct plan - Growth Option.

d. Past performance may or may not be sustained in the future.

e. -: Corresponding Benchmark values not available.

f. N.A.- Not Applicable because scheme is in existence for less than 1 year or 3 years respectively.

g. *Since inception return for the benchmark is Composite return - “As TRI data is not available since inception of the scheme, benchmark performance is calculated using composite CAGR of BSE 500 TRI Index. PRI values from 16th Sept 2003 to 1st Aug, 2006 and TRI values since 1st Aug, 2006 are considered.

h. **Scheme has been in existence for more than six months but less than one year, therefore returns shown above are based on simple annualized growth rate of the scheme for the past 6 months and since inception.

SIP RETURNS - Regular Plan

(as on March 28, 2025)

CANARA ROBECO MANUFACTURING FUND

Fund Manager: Mr. Pranav Gokhale & Mr. Shridatta Bhandwaldar

	Since Inception	1 yr
Total Amt invested	130000	120000
Market Value	121449	110569
Scheme Returns	-11.42%	-14.56%
Nifty India Manufacturing TRI [#]	-7.59%	-10.19%
BSE SENSEX TRI ^{##}	-0.14%	-1.21%
Inception Date	11-Mar-24	

The scheme has been in existence for more than 1 year but less than 3 years.

1. Investment date is taken to be 1st of the month or next business day if 1st is a holiday and investment of ₹ 10000 is taken. Returns are as on March 28, 2025 and are based on XIRR approach.

2. The calculations are based on the regular growth plan NAVs. 3. NA : Not Applicable as Benchmark index data not available for the period 4. Past performance may or may not be sustained in the future. Scheme Benchmark[#], Additional benchmark^{##}

Disclaimer: The information provided in this document is only for reading purpose and do not constitute any guidelines or recommendation on any course of action to be followed by the reader. Recipients of this document should rely on information/data arising out of their own investigations. Readers are advised to seek independent professional advice, verify the contents and arrive at an informed investment decision before making any investments. Investor shall note that there is no assurance or guarantee that the investment objective of the scheme will be achieved. None of the Sponsor, the Investment Manager, the Trustees, their respective directors, employees, associates or representatives shall be liable for any direct, indirect, special, incidental, consequential, punitive or exemplary damages, including lost profits arising in any way from the information contained in this material.

Mutual fund investments are subject to market risks, read all scheme related documents carefully.

Canara Robeco Mutual Fund
Investment Manager : Canara Robeco Asset Management Co. Ltd.Construction House, 4th Floor, 5, Walchand Hirachand Marg,Ballard Estate, Mumbai 400 001. Tel.: 6658 5000 Fax: 6658 5012 / 13.
Visit: <https://old.canararobeco.com> **Toll Free No :** 1800 209 2726 **CIN No :** U65990MH1993PLC071003

Distributed by :



CANARA ROBECO
Mutual Fund