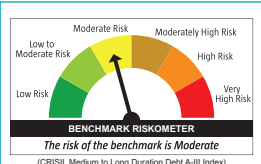
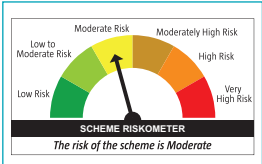


CANARA ROBECO INCOME FUND

(Medium To Long Duration Fund - An open ended medium term debt scheme investing in debt & money market instruments such that the Macaulay duration of the portfolio is between 4 years – 7 years. (Portfolio Macaulay duration under anticipated adverse situation is 1 year to 7 years). A relatively high interest rate risk and moderate credit risk.

This product is suitable for investors who are seeking*:

- Income / Capital appreciation over Medium to Long term
- Investment in debt & money market instruments such that the Macaulay duration of the portfolio is between 4 years and 7 years (Portfolio Macaulay duration under anticipated adverse situation is 1 year to 7 years)



POTENTIAL RISK CLASS (PRC) MATRIX			
Relatively High Interest Rate Risk and Moderate Credit Risk			
Potential Risk Class			
Credit Risk	Relatively Low (Class A)	Moderate (Class B)	Relatively High (Class C)
Interest Rate Risk	Relatively Low (Class I)		
	Moderate (Class II)		
	Relatively High (Class III)	B-III	

*Investors should consult their financial advisers if in doubt about whether the product is suitable for them.

An Income Fund aims to generate income from a combination of accrual interest and capital appreciation of underlying instruments. These types of funds are ideally suited for investors looking for exposure to Medium to Long Term Debt instruments in their portfolio.

Presenting Canara Robeco Income Fund

Canara Robeco Income Fund is an open ended debt scheme that seeks to generate income from a portfolio constituted of debt and money market securities of different maturities and issuers of different risk profiles. It invests in high quality Corporate Bonds, G Sec & Money market instruments.

Highlights:-

- Focus on High Accrual Income complemented by Alpha Generation: Majority of the portfolio gets invested into high-quality debt papers, to give a consistent accrual income. Alpha is generated through interest rate calls taken by the fund manager.
- Emphasis on quality: The fund would endeavor to keep a large portion of its assets in highly rated paper
- Suited for a medium to long term investment horizon: Investors looking for exposure to bonds in their portfolio and having medium to long term investment horizon should look at this fund

Portfolio Characteristics (as on March 28, 2025)

Asset Allocation

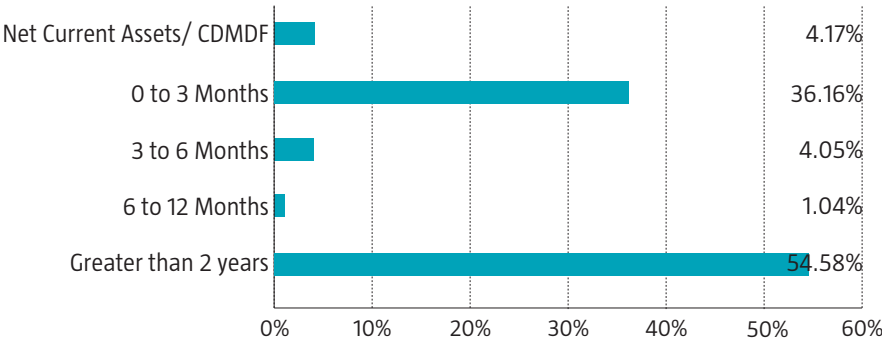


Portfolio Characteristics (as on March 28, 2025)

Rating Allocation



Maturity Profile (as on March 28, 2025)



Income Distribution cum Capital Withdrawal (IDCW) - Payout/Reinvestment

Date of declaration (Record Date)	Dividend Distribution per unit*	NAV as on the date of declaration	Date of declaration (Record Date)	Dividend Distribution per unit*	NAV as on the date of declaration
Regular Quarterly IDCW - Payout/Reinvestment			Direct Quarterly IDCW - Payout/Reinvestment		
30.06.2023	0.18	14.543	30.06.2023	0.21	16.1828
29.09.2023	0.18	14.4748	29.09.2023	0.20	16.1522
29.12.2023	0.18	14.5155	29.12.2023	0.21	16.2342
28.03.2024	0.19	14.6561	28.03.2024	0.21	16.4389
28.06.2024	0.19	14.7202	28.06.2024	0.21	16.5606
27.09.2024	0.19	14.9188	27.09.2024	0.21	16.8364
27.12.2024	0.19	14.81	27.12.2024	0.21	16.7684
28.03.2025	0.19	14.9889	28.03.2025	0.21	17.0222

*On face value of ₹ 10. ● The dividend amount is before tax calculation. ● Past performance may or may not be sustained in the future. Pursuant to payment of dividend, the NAV of the IDCW option of the scheme would fall to the extent of payout and statutory levy (if applicable).

Fund Specifics

Fund Inception	: 19th September, 2002
Investment Objective	: The Scheme seeks to generate income and capital appreciation through a portfolio constituted of medium to long term debt and money market securities and issuers of different risk profiles. However, there can be no assurance that the investment objective of the scheme will be realized.
Monthend AUM (₹) [®]	: 119.24 Crores
Asset Allocation	: Debt and Money Market instruments- 0% to 100% (Risk- Low to Medium) Reits/Invits- 0% to 10% (Risk- Medium to High)
Minimum Investment Amount	: ₹ 5000 and in multiples of ₹ 1 thereafter Subsequent purchases: Minimum amount of ₹ 1000 and multiples of ₹ 1 thereafter SIP: For any date / monthly frequency – ₹ 1000 and in multiples of ₹ 1 thereafter For quarterly frequency – ₹ 2000 and in multiples of ₹ 1 thereafter STP: For Daily/Weekly/Monthly frequency – ₹ 1000 and in multiples of ₹ 1 thereafter For quarterly frequency – ₹ 2000 and in multiples of ₹ 1 thereafter SWP: For monthly frequency – ₹ 1000 and in multiples of ₹ 1 thereafter For quarterly frequency – ₹ 2000 and in multiples of ₹ 1 thereafter
Entry Load	: Nil
Exit Load	: Nil
Benchmark	: CRISIL Medium to Long Duration Debt A-III Index
Plans / Options	: Regular Plan - Quarterly Reinvestment of Income Distribution cum Capital Withdrawal Option Regular Plan - Quarterly Payout of Income Distribution cum Capital Withdrawal Option Regular Plan - Growth Option Direct Plan - Quarterly Reinvestment of Income Distribution cum Capital Withdrawal Option Direct Plan - Quarterly Payout of Income Distribution cum Capital Withdrawal Option Direct Plan - Growth Option
Fund Manager	: Mr. Avnish Jain / Mr. Kunal Jain

[®]Monthend AUM as on 28.03.2025

PERFORMANCE AT A GLANCE - Regular Plan - Growth Option

(as on March 28, 2025)

CANARA ROBECO INCOME FUND

Fund Manager: (1) Mr. Avnish Jain is managing the scheme since 25-June-14 (2) Mr. Kunal Jain is managing the scheme since 18-July-22

Period	Returns (%)			Current Value of Standard Investment of ₹ 10000		
	Scheme	CRISIL Medium to Long Duration Debt A-III Index [®]	CRISIL 10 Year Gilt Index ^{##}	Scheme	CRISIL Medium to Long Duration Debt A-III Index [®]	CRISIL 10 Year Gilt Index ^{##}
Last 1 Year	7.60	8.85	9.90	10760	10885	10990
Last 3 Years	5.67	6.67	7.26	11794	12135	12334
Last 5 Years	5.19	6.58	5.26	12875	13748	12916
Since Inception	7.83	7.69	6.41	54690	53156	40582

The past performance may or may not be sustained in the future. Returns are based on NAV of Regular Plan – Growth Option and are calculated on compounded annualized basis for a period of more than (or equal to) a year and Simple annualized basis for a period less than a year. Inception Date: September 19, 2002. Different plans have a different expense structure.

CANARA ROBECO INCOME FUND

Fund Manager: (1) Mr. Avnish Jain is managing the scheme since 25-June-14 (2) Mr. Kunal Jain is managing the scheme since 18-July-22

Period	Returns (%)			Current Value of Standard Investment of ₹ 10000		
	Scheme	CRISIL Medium to Long Duration Debt A-III Index [#]	CRISIL 10 Year Gilt Index ^{##}	Scheme	CRISIL Medium to Long Duration Debt A-III Index [#]	CRISIL 10 Year Gilt Index ^{##}
Last 1 Year	8.85	8.85	9.90	10885	10885	10990
Last 3 Years	6.88	6.67	7.26	12204	12135	12334
Last 5 Years	6.39	6.58	5.26	13623	13748	12916
Since Inception	7.88	7.96	6.68	25312	25525	22065

The past performance may or may not be sustained in the future. Returns are based on NAV of Direct Plan – Growth Option and are calculated on compounded annualized basis for a period of more than (or equal to) a year and Simple annualized basis for a period less than a year. Inception Date: September 19, 2002. Different plans have a different expense structure.

Scheme Benchmark [#] ● Additional Benchmark ^{##} ● - : Corresponding Benchmark values not available ● Load is not taken into consideration for computation of returns. Returns of IDCW Option under the scheme for the investor would be net of tax deducted at source. ● *Please refer notice cum addendum no.51 dated March 07, 2024 for Change in Benchmark of Open Ended Debt Schemes of Canara Robeco Mutual Fund (CRMF)

Fund Manager: Mr. Avnish Jain

Scheme Names	CAGR (%)												
	1 Year Return			3 Years Return			5 Years Return			Since Inception			
	Scheme Regular Plan	Scheme Direct Plan	Bench-mark [#]	Scheme Regular Plan	Scheme Direct Plan	Bench-mark [#]	Scheme Regular Plan	Scheme Direct Plan	Bench-mark [#]	Scheme Regular Plan	Scheme Direct Plan	Bench-mark [#] Regular Plan	Bench-mark [#] Direct Plan
Canara Robeco Equity Hybrid Fund*	8.10	9.33	7.37	11.35	12.64	11.41	18.58	19.97	19.02	11.54	14.50	-	12.32
Canara Robeco Conservative Hybrid Fund**^	8.41	9.67	8.55	7.50	8.78	8.01	9.97	11.29	9.46	10.00	9.80	8.86	9.03
Canara Robeco Liquid Fund	7.34	7.42	7.25	6.74	6.81	6.75	5.34	5.39	5.50	6.98	6.74	6.82	6.77
Canara Robeco Savings Fund	7.41	7.74	7.64	6.47	6.77	6.80	5.64	5.93	6.11	7.32	7.28	7.24	7.50
Canara Robeco Ultra Short Term Fund	6.88	7.48	7.54	6.03	6.61	6.94	4.93	5.51	5.99	6.80	6.92	7.43	7.24
Canara Robeco Corporate Bond Fund	7.71	8.40	7.96	5.90	6.58	6.45	5.74	6.42	6.51	7.05	7.69	8.26	8.26
Canara Robeco Gilt Fund	8.51	9.29	9.91	6.65	7.42	7.58	5.79	6.53	6.67	8.29	8.25	8.54	7.76
Canara Robeco Dynamic Bond Fund	7.55	8.73	8.79	6.10	7.26	6.70	5.22	6.32	6.55	6.98	7.94	7.86	7.96
Canara Robeco Income Fund	7.60	8.85	8.85	5.67	6.88	6.67	5.19	6.39	6.58	7.83	7.88	7.69	7.96
Canara Robeco Short Duration Fund^	7.48	8.13	8.06	5.87	6.51	6.51	5.62	6.27	6.28	6.75	7.25	7.78	7.64
Canara Robeco Banking And Psu Debt Fund	7.68	8.04	7.56	N.A	N.A	-	N.A	N.A	-	6.69	7.02	7.12	7.12

- Note:
- a. Mr. Avnish Jain manages 11 open-ended schemes of Canara Robeco Mutual Fund .
 - b. Period for which scheme’s performance has been provided is computed basis last day of the month-end preceding the date of advertisement.
 - c. Different plans shall have a different expense structure. The performance details provided herein are of Regular plan - Growth Option & Direct plan - Growth Option.
 - d. *Managing the portfolio only for debt allocation.
 - e ^As per the provisions of SEBI circular dated April 12, 2018 (Performance disclosure post consolidation/ Merger of Schemes), the past performance of aforesaid scheme is based on the historical NAV of Canara Robeco Income Saver Fund (erstwhile Canara Robeco Monthly Income Plan) and hence may not be comparable.
 - f. Past performance may or may not be sustained in the future.
 - g - : Corresponding Benchmark values not available.
 - h. N.A.- Not Applicable because scheme is in existence for less than 3 years.

Fund Manager: Mr. Kunal Jain

Scheme Names	CAGR (%)												
	1Year Return			3 Years Return			5 Years Return			Since Inception			
	Scheme Regular Plan	Scheme Direct Plan	Bench-mark [#]	Scheme Regular Plan	Scheme Direct Plan	Bench-mark [#]	Scheme Regular Plan	Scheme Direct Plan	Bench-mark [#]	Scheme Regular Plan	Scheme Direct Plan	Bench-mark [#] Regular Plan	Bench-mark [#] Direct Plan
Canara Robeco Liquid Fund	7.34	7.42	7.25	6.74	6.81	6.75	5.34	5.39	5.50	6.98	6.74	6.82	6.77
Canara Robeco Savings Fund	7.41	7.74	7.64	6.47	6.77	6.80	5.64	5.93	6.11	7.32	7.28	7.24	7.50
Canara Robeco Ultra Short Term Fund	6.88	7.48	7.54	6.03	6.61	6.94	4.93	5.51	5.99	6.80	6.92	7.43	7.24
Canara Robeco Gilt Fund	8.51	9.29	9.91	6.65	7.42	7.58	5.79	6.53	6.67	8.29	8.25	8.54	7.76
Canara Robeco Dynamic Bond Fund	7.55	8.73	8.79	6.10	7.26	6.70	5.22	6.32	6.55	6.98	7.94	7.86	7.96
Canara Robeco Income Fund	7.60	8.85	8.85	5.67	6.88	6.67	5.19	6.39	6.58	7.83	7.88	7.69	7.96

- Note:
- a. Mr. Kunal Jain manages 6 open-ended schemes of Canara Robeco Mutual Fund .
 - b. Period for which scheme’s performance has been provided is computed basis last day of the month-end preceding the date of advertisement.
 - c. Different plans shall have a different expense structure. The performance details provided herein are of Regular plan - Growth Option & Direct plan - Growth Option.
 - d. Past performance may or may not be sustained in the future.

	Since Inception	20 YR	15 YR	10 yr	7 yr	5 yr	3 yr	1 yr
Total Amt invested	2710000	2400000	1800000	1200000	840000	600000	360000	120000
Market Value	6870776	5319632	3046467	1633114	1032324	690573	399945	125042
Scheme Returns	7.52%	7.36%	6.68%	6.02%	5.82%	5.59%	7.00%	8.08%
CRISIL Medium to Long Duration Debt A-III Index [#]	7.81%	7.94%	7.86%	7.39%	7.26%	6.86%	8.33%	9.41%
CRISIL 10 Year Gilt Index ^{##}	6.46%	6.62%	6.72%	6.50%	6.68%	6.77%	9.11%	10.58%
Inception Date	19-Sep-02							

1. Investment date is taken to be 1st of the month or next business day if 1st is a holiday and investment of ₹ 10000 is taken. Returns are as on March 28, 2025 and are based on XIRR approach.
2. The calculations are based on the regular growth plan NAVs. 3. NA : Not Applicable as Benchmark index data not available for the period 4. Past performance may or may not be sustained in the future. Scheme Benchmark[#], Additional benchmark^{##}

Disclaimer: The information provided in this document is only for reading purpose and do not constitute any guidelines or recommendation on any course of action to be followed by the reader. Recipients of this document should rely on information/data arising out of their own investigations. Readers are advised to seek independent professional advice, verify the contents and arrive at an informed investment decision before making any investments. Investor shall note that there is no assurance or guarantee that the investment objective of the scheme will be achieved. None of the Sponsor, the Investment Manager, the Trustees, their respective directors, employees, associates or representatives shall be liable for any direct, indirect, special, incidental, consequential, punitive or exemplary damages, including lost profits arising in any way from the information contained in this material.

Mutual fund investments are subject to market risks, read all scheme related documents carefully.

Canara Robeco Mutual Fund
Investment Manager : Canara Robeco Asset Management Co. Ltd.Construction House, 4th Floor, 5, Walchand Hirachand Marg,Ballard Estate, Mumbai 400 001. Tel.: 6658 5000 Fax: 6658 5012 / 13.
Visit: <https://old.canararobeco.com> **Toll Free No** : 1800 209 2726 **CIN No** : U65990MH1993PLC071003

Distributed by :

CANARA ROBECO

Mutual Fund