


Building a solid foundation will most likely transform into your strength.

In the last few years, a surge of Government initiatives and foreign investments have set the ground for India's development. The Canara Robeco Infrastructure endeavours to invest wisely in the promising India infrastructure theme, underpinning the framework for a strong portfolio.

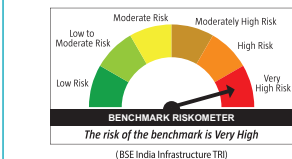
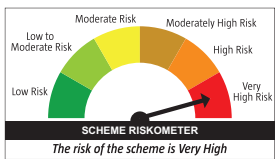
CANARA ROBECO INFRASTRUCTURE

(Thematic - Infrastructure - An open-ended equity scheme following infrastructure theme)



This product is suitable for investors who are seeking*:

- Capital appreciation over long term
- Investing in equities and equity related instruments of companies following the Infrastructure Theme



*Investors should consult their financial advisers if in doubt about whether the product is suitable for them.

Canara Robeco Infrastructure


Canara Robeco Infrastructure is a thematic fund focused on identifying the Growth Oriented Companies within the Infrastructure space. The Fund aims at having concentrated holdings with a bias towards Large Market Capitalization Stocks with few mid and small cap companies.

Portfolio Characteristics:(as on March 28, 2025)

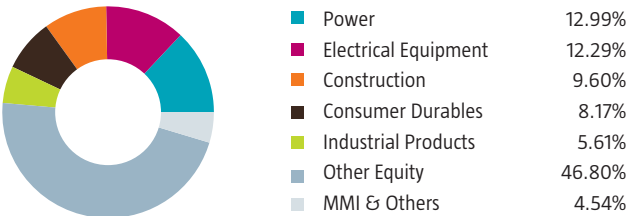
Portfolio is spread across 48 stocks with Top 10 Stocks contributing to 38.91% of the Net Assets.

Name of the Company	Industry	% to Net Assets
Larsen & Toubro Ltd	Construction	6.40
NTPC Ltd	Power	4.68
Reliance Industries Ltd	Petroleum Products	3.98
Interglobe Aviation Ltd	Transport Services	3.66
Tata Power Co Ltd	Power	3.62
State Bank of India	Banks	3.50
Power Grid Corporation of India Ltd	Power	3.41
Bharat Electronics Ltd	Aerospace & Defense	3.40
Power Finance Corporation Ltd	Finance	3.35
Bharti Airtel Ltd	Telecom - Services	2.91

MARKET CAPITALIZATION (as on March 28, 2025)



Sector Allocation (as on March 28, 2025)



Note: The scheme may or may not have any future position in these sector(s).

Income Distribution cum Capital Withdrawal (IDCW) - Payout/Reinvestment

Date of declaration (Record Date)	Dividend Distribution per unit*	NAV as on the date of declaration
Regular IDCW - Payout/Reinvestment		
31.08.2020	1.25	19.81
27.08.2021	2.00	31.07
26.08.2022	0.37	37.28
25.08.2023	2.16	41.34
30.08.2024	3.43	66.53
Direct IDCW - Payout/Reinvestment		
27.08.2021	2.60	41.48
26.08.2022	0.49	50.33
25.08.2023	2.95	56.46
30.08.2024	4.74	92

* On face value of ₹10. ● The dividend amount is before tax calculation. ● Past performance may or may not be sustained in the future. Pursuant to payment of dividend, the NAV of the IDCW Option of the scheme would fall to the extent of payout and statutory levy (if applicable).

Fund Specifics

Fund Inception	: December 2, 2005
Investment Objective	: To generate income / capital appreciation by investing in equities and equity related instruments of companies in the infrastructure sector. However, there can be no assurance that the investment objective of the scheme will be realized.
Monthend AUM (₹)*	: 815.56 Crores
Asset Allocation	: Equity and equity related instruments of companies in the Infrastructure sector including derivatives of such companies - 80% to 100% (Risk - Very High) ● Debt and Money Market instruments - 0% to 20% (Risk - Low to Medium) ● Reits/Invits- 0% to 10% (Risk - Very High)
Minimum Investment Amount	: ₹ 5000 and in multiples of ₹ 1 thereafter Subsequent purchases: Minimum amount of ₹ 1000 and multiples of ₹ 1 thereafter SIP: For any date / monthly frequency – ₹ 1000 and in multiples of ₹ 1 thereafter For quarterly frequency – ₹ 2000 and in multiples of ₹ 1 thereafter STP: For Daily/Weekly/Monthly frequency – ₹ 1000 and in multiples of ₹ 1 thereafter For quarterly frequency – ₹ 2000 and in multiples of ₹ 1 thereafter SWP: For monthly frequency – ₹ 1000 and in multiples of ₹ 1 thereafter For quarterly frequency – ₹ 2000 and in multiples of ₹ 1 thereafter
Entry Load	: Nil
Exit Load	: 1% - if redeemed/switched out within 1 year from the date of allotment, Nil – if redeemed / switched out after 1 year from the date of allotment
Benchmark	: BSE India Infrastructure TRI
Plans / Options	: Regular Plan - Reinvestment of Income Distribution cum Capital Withdrawal Option Regular Plan - Payout of Income Distribution cum Capital Withdrawal Option Regular Plan - Growth Option Direct Plan - Reinvestment of Income Distribution cum Capital Withdrawal Option Direct Plan - Payout of Income Distribution cum Capital Withdrawal Option Direct Plan - Growth Option
Fund Manager	: Mr. Vishal Mishra/ Mr. Shridatta Bhandwalдар

*Monthend AUM as on 28.03.2025

PERFORMANCE AT A GLANCE - Regular Plan - Growth Option

(as on March 28, 2025)

CANARA ROBECO INFRASTRUCTURE

Fund Manager: (1) Mr. Vishal Mishra is managing the scheme since 26-June-21 (2) Mr. Shridatta Bhandwalдар is managing the scheme since 29-September-18.

Period	Returns (%)			Current Value of Standard Investment of ₹ 10000		
	Scheme	BSE India Infrastructure TRI [#]	BSE SENSEX TRI ^{##}	Scheme	BSE India Infrastructure TRI [#]	BSE SENSEX TRI ^{##}
Last 1 Year	13.60	1.33	6.39	11360	10133	10639
Last 3 Years	25.31	29.13	11.17	19655	21503	13731
Last 5 Years	34.67	40.73	22.77	44223	55104	27864
Since Inception	14.82	-	13.29	144520	-	111654

The past performance may or may not be sustained in the future. Returns are based on NAV of Regular Plan – Growth Option and are calculated on compounded annualized basis for a period of more than (or equal to) a year and Simple annualized basis for a period less than a year. Inception Date: December 2, 2005 . Different plans have a different expense structure.

PERFORMANCE AT A GLANCE - Direct Plan - Growth Option

(as on March 28, 2025)

CANARA ROBECO INFRASTRUCTURE

Fund Manager: (1) Mr. Vishal Mishra is managing the scheme since 26-June-21 (2) Mr. Shridatta Bhandwalдар is managing the scheme since 29-September-18.

Period	Returns (%)			Current Value of Standard Investment of ₹ 10000		
	Scheme	BSE India Infrastructure TRI [#]	BSE SENSEX TRI ^{##}	Scheme	BSE India Infrastructure TRI [#]	BSE SENSEX TRI ^{##}
Last 1 Year	15.07	1.33	6.39	11507	10133	10639
Last 3 Years	26.87	29.13	11.17	20396	21503	13731
Last 5 Years	36.21	40.73	22.77	46802	55104	27864
Since Inception	17.27	-	15.92	70274	-	60977

The past performance may or may not be sustained in the future. Returns are based on NAV of Direct Plan – Growth Option and are calculated on compounded annualized basis for a period of more than (or equal to) a year and Simple annualized basis for a period less than a year. Inception Date: December 2, 2005 . Different plans have a different expense structure.

● Scheme Benchmark [#] ● Additional Benchmark ^{##} ● - :Corresponding Benchmark values not available ● Load is not taken into consideration for computation of returns. Returns of IDCW Option under the scheme for the investor would be net of tax deducted at source.

Fund Manager: Mr. Vishal Mishra

Scheme Names	CAGR (%)												
	1 Year Return			3 Years Return			5 Years Return			Since Inception			
	Scheme Regular Plan	Scheme Direct Plan	Bench-mark [#]	Scheme Regular Plan	Scheme Direct Plan	Bench-mark [#]	Scheme Regular Plan	Scheme Direct Plan	Bench-mark [#]	Scheme Regular Plan	Scheme Direct Plan	Bench-mark [#] Regular Plan	Bench-mark [#] Direct Plan
Canara Robeco Infrastructure	13.60	15.07	1.33	25.31	26.87	29.13	34.67	36.21	40.73	14.82	17.27	-	-
Canara Robeco ELSS Tax Saver	6.98	8.22	5.96	12.41	13.79	13.77	24.30	25.82	26.33	18.49	15.71	16.91	14.25
Canara Robeco Blue Chip Equity Fund	8.94	10.23	6.82	13.18	14.62	13.05	22.39	24.09	24.79	12.91	15.12	12.01	13.62
Canara Robeco Value Fund	6.42	8.02	5.96	17.76	19.64	13.77	N.A	N.A	-	15.89	17.75	11.88	11.88
Canara Robeco Multi Cap Fund	10.32	11.88	6.88	N.A	N.A	-	N.A	N.A	-	17.24	19.01	17.73	17.73

- Note:
- a. Mr. Vishal Mishra manages 5 open-ended schemes of Canara Robeco Mutual Fund .
 - b. Period for which scheme’s performance has been provided is computed basis last day of the month-end preceding the date of advertisement.
 - c. Different plans shall have a different expense structure. The performance details provided herein are of Regular plan - Growth Option & Direct plan - Growth Option.
 - d. Past performance may or may not be sustained in the future.
 - e. -: Corresponding values not available.
 - f. N.A.- Not Applicable because scheme is in existence for less than 3 years or 5 years respectively.

Fund Manager: Mr. Shridatta Bhandwaldar

Scheme Names	CAGR (%)															
	6 Months Return**			1 Year Return			3 Years Return			5 Years Return			Since Inception			
	Scheme Regular Plan	Scheme Direct Plan	Bench-mark [#]	Scheme Regular Plan	Scheme Direct Plan	Bench-mark [#]	Scheme Regular Plan	Scheme Direct Plan	Bench-mark [#]	Scheme Regular Plan	Scheme Direct Plan	Bench-mark [#]	Scheme Regular Plan	Scheme Direct Plan	Bench-mark [#] Regular Plan	Bench-mark [#] Direct Plan
Canara Robeco Small Cap Fund				4.91	6.20	6.02	12.29	13.84	17.85	35.92	38.00	37.46	22.38	24.32	21.94	21.94
Canara Robeco Infrastructure				13.60	15.07	1.33	25.31	26.87	29.13	34.67	36.21	40.73	14.82	17.27	-	-
Canara Robeco Consumer Trends Fund				6.98	8.33	6.82	16.15	17.64	13.05	24.27	25.89	24.79	16.01	17.16	12.43	13.62
Canara Robeco Focused Equity Fund				10.62	12.27	5.96	15.49	17.26	13.77	N.A	N.A	17.26	16.97	18.84	15.53	15.53
Canara Robeco Emerging Equities				10.42	11.56	7.33	13.92	15.16	16.42	25.58	27.00	29.25	17.02	20.28	-	16.10
Canara Robeco Flexicap Fund*				6.84	8.06	5.96	11.80	13.15	13.77	22.49	24.05	26.33	17.28	14.73	16.16*	14.25
Canara Robeco ELSS Tax Saver				6.98	8.22	5.96	12.41	13.79	13.77	24.30	25.82	26.33	18.49	15.71	16.91	14.25
Canara Robeco Equity Hybrid Fund				8.10	9.33	7.37	11.35	12.64	11.41	18.58	19.97	19.02	11.54	14.50	-	12.32
Canara Robeco Blue Chip Equity Fund				8.94	10.23	6.82	13.18	14.62	13.05	22.39	24.09	24.79	12.91	15.12	12.01	13.62
Canara Robeco Mid Cap Fund				8.06	9.54	8.87	N.A	N.A	-	N.A	N.A	-	18.68	20.42	21.79	21.79
Canara Robeco Multi Cap Fund				10.32	11.88	6.88	N.A	N.A	-	N.A	N.A	-	17.24	19.01	17.73	17.73
Canara Robeco Manufacturing Fund				7.09	8.86	7.68	N.A	N.A	-	N.A	N.A	-	8.39	10.11	8.59	8.59
Canara Robeco Balanced Advantage Fund**	-13.88	-12.67	-7.25	N.A	N.A	-	N.A	N.A	-	N.A	N.A	-	-4.29	-2.91	-0.91	-0.91

- Note:
- a. Mr. Shridatta Bhandwaldar manages 13 open-ended schemes of Canara Robeco Mutual Fund .
 - b. Period for which scheme’s performance has been provided is computed basis last day of the month-end preceding the date of advertisement.
 - c. Different plans shall have a different expense structure. The performance details provided herein are of Regular plan - Growth Option & Direct plan - Growth Option.
 - d. Past performance may or may not be sustained in the future.
 - e. -: Corresponding Benchmark values not available.
 - f. N.A.- Not Applicable because scheme is in existence for less than 1 year or 3 years respectively.
 - g. *Since inception return for the benchmark is Composite return - “As TRI data is not available since inception of the scheme, benchmark performance is calculated using composite CAGR of BSE 500 TRI Index. PRI values from 16th Sept 2003 to 1st Aug, 2006 and TRI values since 1st Aug, 2006 are considered.
 - h. **Scheme has been in existence for more than six months but less than one year, therefore returns shown above are based on simple annualized growth rate of the scheme for the past 6 months and since inception.

CANARA ROBECO INFRASTRUCTURE

Fund Manager: Mr. Vishal Mishra & Mr. Shridatta Bhandwaldar

	Since Inception	15 YR	10 yr	7 yr	5 yr	3 yr	1 yr
Total Amt invested (INR)	2320000	1800000	1200000	840000	600000	360000	120000
Market Value (INR)	12163136	7033647	3230122	1963509	1181741	507295	113988
Scheme Returns	15.11%	16.52%	18.85%	23.91%	27.60%	23.75%	-9.37%
BSE India Infrastructure TRI [#]	N.A.	N.A.	20.45%	26.87%	33.40%	29.46%	-17.32%
BSE SENSEX TRI ^{##}	12.58%	12.98%	13.16%	12.18%	10.62%	9.63%	-1.21%
Inception Date	02-Dec-05						

Note: NA : Not Applicable as Benchmark index data not availbale for the period
The Benchmark - BSE Infrastructure Index was launched on May 19, 2014. 5yr, 7yr and 10yr returns of benchmark are based on back tested values of the index as available on <http://www.asiaindex.co.in/indices/equity/sp-bse-sensex> Returns are furnished for Regular Growth options of the schemes Returns of alternate index are based on “Rebased Values” of TRI values of Index

1. Investment date is taken to be 1st of the month or next business day if 1st is a holiday and investment of ₹ 10000 is taken. Returns are as on March 28, 2025 and are based on XIRR approach. 2. The calculations are based on the regular growth plan NAVs. 3. NA : Not Applicable as Benchmark index data not available for the period 4. Past performance may or may not be sustained in the future. Scheme Benchmark[#], Additional benchmark^{##}

Disclaimer: The information provided in this document is only for reading purpose and do not constitute any guidelines or recommendation on any course of action to be followed by the reader. Recipients of this document should rely on information/data arising out of their own investigations. Readers are advised to seek independent professional advice, verify the contents and arrive at an informed investment decision before making any investments. Investor shall note that there is no assurance or guarantee that the investment objective of the scheme will be achieved. None of the Sponsor, the Investment Manager, the Trustees, their respective directors, employees, associates or representatives shall be liable for any direct, indirect, special, incidental, consequential, punitive or exemplary damages, including lost profits arising in any way from the information contained in this material.

Mutual fund investments are subject to market risks, read all scheme related documents carefully.

Canara Robeco Mutual Fund
Investment Manager : Canara Robeco Asset Management Co. Ltd. Construction House, 4th Floor, 5, Walchand Hirachand Marg, Ballard Estate, Mumbai 400 001. Tel.: 6658 5000 Fax: 6658 5012 / 13.
Visit: <https://old.canararobeco.com> **Toll Free No** : 1800 209 2726 **CIN No** : U65990MH1993PLC071003

Distributed by :

