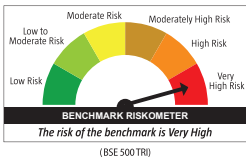
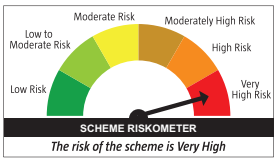


CANARA ROBECO FOCUSED EQUITY FUND

Focused Fund - An open ended equity scheme investing in maximum of 30 stocks in large cap, mid cap and small cap companies

This product is suitable for investors who are seeking*:

- Long term capital appreciation
- Investment in equity and equity related securities across market capitalisation in maximum 30 stocks.



*Investors should consult their financial advisers if in doubt about whether the product is suitable for them.

Introduction:

Canara Robeco Focused Equity Fund is an open-ended equity scheme which takes a concentrated exposure in not more than 30 high conviction stocks across market capitalisation depending on the growth opportunities. The fund may benefit from the active allocation to the select best ideas with an aim to achieve optimal portfolio diversification across sectors to manage risk. The fund’s portfolio focuses on high quality and high growth stocks while remaining market capitalisation agnostic but sensitive to liquidity constraints. Further, the fund strategy intends to have a good combination of ‘Leaders’ with proven track record across market cycles to provide stability, ‘Challengers’ with improving market share to provide growth to the portfolio and ‘Emerging Themes’ or cyclical turnaround beneficiaries.

Benefits of Portfolio Creation Approach

- Compounding over medium term
- Steadiness to portfolio
- High downside protection
- Low volatility

LEADERS

CHALLENGERS

Canara Robeco Focused Equity Fund

EMERGING THEMES

- Aim for superior earnings and capital appreciation as against leaders
- Good proxy to market leader in the segment
- Market share expansion could lead to higher compounding

- Alpha generation through new themes and cyclical tailwinds in specific sector/sectors

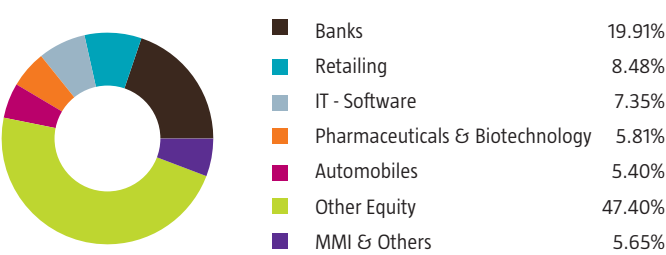
Why Canara Robeco Focused Equity Fund :

- Fund is endeavor to have "concentrated portfolio" of high quality and high growth companies
- Fund is having "market capitalisation agnostic" portfolio while being sensitive to liquidity constraints
- Fund aims to invest in "leaders" with proven track record across market cycles which would provide stability and compounding to portfolio
- Fund looks/ invests in "challengers" with improving market share to lend alpha to portfolio through superior earnings growth
- Can be part of the 'CORE' portfolio of an investor's equity allocation

MARKET CAPITALIZATION (as on March 28, 2025)



Sector Allocation (as on March 28, 2025)



Note: The scheme may or may not have any future position in these sector(s).

Fund Specifics

Fund Inception	: May 17, 2021
Investment Objective	: The investment objective of the scheme is to generate long term capital appreciation/income by investing in equity and equity related instruments across market capitalization of up to 30 companies, However, there can be no assurance that the investment objective of the Scheme will be realized.
Monthend AUM (₹)*	: 2,458.87 Crores
Asset Allocation	: Equity and Equity – related Instruments* 65% to 100% (Risk - Very High) Debt and Money Market Instruments 0% to 35% (Risk Low to Medium) Units issued by REITs and InviTs 0% to 10% (Risk - Very High) Units of MF schemes 0% to 5% (Risk Medium to High) Equity Exchange Traded Funds 0% to 10% (Risk - Very High) *Subject to overall limit of 30 stocks
Minimum Investment Amount	: Lumpsum Purchase: ₹ 5000 and in multiples of ₹ 1 thereafter Subsequent purchases: Minimum amount of ₹ 1000 and multiples of ₹ 1 thereafter SIP: For any date/monthly frequency – ₹1000 and in multiples of ₹1 thereafter. For quarterly frequency – ₹ 2000 and in multiples of ₹1 thereafter STP: For Daily/Weekly/Monthly frequency – ₹1000 and in multiples of ₹1 thereafter. For quarterly frequency – ₹ 2000 and in multiples of ₹1 thereafter SWP: For monthly frequency – ₹1000 and in multiples of ₹ 1 thereafter. For quarterly frequency – ₹ 2000 and in multiples of ₹1 thereafter
Entry Load	: Nil
Exit Load	: 1% - If redeemed/switched out within 365 days from the date of allotment. Nil - if redeemed/switched out after 365 days from the date of allotment
Benchmark	: BSE 500 TRI
Plans / Options	: Regular Plan - Reinvestment of Income Distribution cum Capital Withdrawal Option Regular Plan - Payout of Income Distribution cum Capital Withdrawal Option Regular Plan - Growth Option Direct Plan - Reinvestment of Income Distribution cum Capital Withdrawal Option Direct Plan - Payout of Income Distribution cum Capital Withdrawal Option Direct Plan - Growth Option
Fund Manager	: Mr. Shridatta Bhandwalder / Mr. Amit Kadam

*Monthend AUM as on 28.03.2025

PERFORMANCE AT A GLANCE - Regular Plan - Growth Option (as on March 28, 2025)

CANARA ROBECO FOCUSED EQUITY FUND

Fund Manager: (1) Mr. Shridatta Bhandwalder is managing the scheme since 17-May-21. (2) Mr. Amit Kadam is managing the scheme since 10-April-24.

Period	Returns (%)			Current Value of Standard Investment of ₹ 10000		
	Scheme	BSE 500 TRI [#]	BSE SENSEX TRI ^{##}	Scheme	BSE 500 TRI [#]	BSE SENSEX TRI ^{##}
Last 1 Year	10.62	5.96	6.39	11062	10596	10639
Last 3 Years	15.49	13.77	11.17	15390	14717	13731
Since Inception	16.97	15.53	13.62	18330	17471	16382

The past performance may or may not be sustained in the future. Returns are based on NAV of Regular Plan – Growth Option and are calculated on compounded annualized basis for a period of more than (or equal to) a year and Simple annualized basis for a period less than a year. Inception Date: May 17, 2021. Different plans have a different expense structure. The scheme has been in existence for more than 3 years but less than 5 years.

CANARA ROBECO FOCUSED EQUITY FUND

Fund Manager: (1) Mr. Shridatta Bhandwalдар is managing the scheme since 17-May-21. (2) Mr. Amit Kadam is managing the scheme since 10-April-24.

Period	Returns (%)			Current Value of Standard Investment of ₹ 10000		
	Scheme	BSE 500 TRI [#]	BSE SENSEX TRI ^{##}	Scheme	BSE 500 TRI [#]	BSE SENSEX TRI ^{##}
Last 1 Year	12.27	5.96	6.39	11227	10596	10639
Last 3 Years	17.26	13.77	11.17	16107	14717	13731
Since Inception	18.84	15.53	13.62	19490	17471	16382

The past performance may or may not be sustained in the future. Returns are based on NAV of Direct Plan – Growth Option and are calculated on compounded annualized basis for a period of more than (or equal to) a year and Simple annualized basis for a period less than a year. Inception Date: May 17, 2021. Different plans have a different expense structure. The scheme has been in existence for more than 3 years but less than 5 years.

● Scheme Benchmark[#] ● Additional Benchmark^{##} ● - :Corresponding Benchmark values not available ● Load is not taken into consideration for computation of returns. Returns of IDCW Option under the scheme for the investor would be net of tax deducted at source.

Fund Manager: Mr. Shridatta Bhandwalдар

Scheme Names	CAGR (%)															
	6 Months Return**			1 Year Return			3 Years Return			5 Years Return			Since Inception			
	Scheme Regular Plan	Scheme Direct Plan	Bench-mark [#]	Scheme Regular Plan	Scheme Direct Plan	Bench-mark [#]	Scheme Regular Plan	Scheme Direct Plan	Bench-mark [#]	Scheme Regular Plan	Scheme Direct Plan	Bench-mark [#]	Scheme Regular Plan	Scheme Direct Plan	Bench-mark [#] Regular Plan	Bench-mark [#] Direct Plan
Canara Robeco Small Cap Fund				4.91	6.20	6.02	12.29	13.84	17.85	35.92	38.00	37.46	22.38	24.32	21.94	21.94
Canara Robeco Infrastructure				13.60	15.07	1.33	25.31	26.87	29.13	34.67	36.21	40.73	14.82	17.27	-	-
Canara Robeco Consumer Trends Fund				6.98	8.33	6.82	16.15	17.64	13.05	24.27	25.89	24.79	16.01	17.16	12.43	13.62
Canara Robeco Focused Equity Fund				10.62	12.27	5.96	15.49	17.26	13.77	N.A	N.A	17.26	16.97	18.84	15.53	15.53
Canara Robeco Emerging Equities				10.42	11.56	7.33	13.92	15.16	16.42	25.58	27.00	29.25	17.02	20.28	-	16.10
Canara Robeco Flexicap Fund*				6.84	8.06	5.96	11.80	13.15	13.77	22.49	24.05	26.33	17.28	14.73	16.16*	14.25
Canara Robeco ELSS Tax Saver				6.98	8.22	5.96	12.41	13.79	13.77	24.30	25.82	26.33	18.49	15.71	16.91	14.25
Canara Robeco Equity Hybrid Fund				8.10	9.33	7.37	11.35	12.64	11.41	18.58	19.97	19.02	11.54	14.50	-	12.32
Canara Robeco Blue Chip Equity Fund				8.94	10.23	6.82	13.18	14.62	13.05	22.39	24.09	24.79	12.91	15.12	12.01	13.62
Canara Robeco Mid Cap Fund				8.06	9.54	8.87	N.A	N.A	-	N.A	N.A	-	18.68	20.42	21.79	21.79
Canara Robeco Multi Cap Fund				10.32	11.88	6.88	N.A	N.A	-	N.A	N.A	-	17.24	19.01	17.73	17.73
Canara Robeco Manufacturing Fund				7.09	8.86	7.68	N.A	N.A	-	N.A	N.A	-	8.39	10.11	8.59	8.59
Canara Robeco Balanced Advantage Fund**	-13.88	-12.67	-7.25	N.A	N.A	-	N.A	N.A	-	N.A	N.A	-	-4.29	-2.91	-0.91	-0.91

- Note:
- a. Mr. Shridatta Bhandwalдар manages 13 open-ended schemes of Canara Robeco Mutual Fund .

b. Period for which scheme’s performance has been provided is computed basis last day of the month-end preceding the date of advertisement.

c. Different plans shall have a different expense structure. The performance details provided herein are of Regular plan - Growth Option & Direct plan - Growth Option.

d. Past performance may or may not be sustained in the future.

e. -: Corresponding Benchmark values not available.

f. N.A.- Not Applicable because scheme is in existence for less than 1 year or 3 years respectively.

g. *Since inception return for the benchmark is Composite return - “As TRI data is not available since inception of the scheme, benchmark performance is calculated using composite CAGR of BSE 500 TRI Index. PRI values from 16th Sept 2003 to 1st Aug, 2006 and TRI values since 1st Aug, 2006 are considered.

h. **Scheme has been in existence for more than six months but less than one year, therefore returns shown above are based on simple annualized growth rate of the scheme for the past 6 months and since inception.

Fund Manager: Mr. Amit Kadam

Scheme Names	CAGR (%)															
	6 Months Return**			1 Year Return			3 Years Return			5 Years Return			Since Inception			
	Scheme Regular Plan	Scheme Direct Plan	Bench-mark [#]	Scheme Regular Plan	Scheme Direct Plan	Bench-mark [#]	Scheme Regular Plan	Scheme Direct Plan	Bench-mark [#]	Scheme Regular Plan	Scheme Direct Plan	Bench-mark [#]	Scheme Regular Plan	Scheme Direct Plan	Bench-mark [#] Regular Plan	Bench-mark [#] Direct Plan
Canara Robeco Focused Equity Fund				10.62	12.27	5.96	15.49	17.26	13.77	N.A	N.A	17.26	16.97	18.84	15.53	15.53
Canara Robeco Conservative Hybrid Fund				8.41	9.67	8.55	7.50	8.78	8.01	9.97	11.29	9.46	10.00	9.80	8.86	9.03
Canara Robeco Balanced Advantage Fund**	-13.88	-12.67	-7.25	N.A	N.A	-	N.A	N.A	-	N.A	N.A	-	-4.29	-2.91	-0.91	-0.91

- Note:
- a. Mr. Amit Kadam manages 3 open-ended schemes of Canara Robeco Mutual Fund .

b. Period for which scheme’s performance has been provided is computed basis last day of the month-end preceding the date of advertisement

c. Different plans shall have a different expense structure. The performance details provided herein are of Regular plan - Growth Option & Direct plan - Growth Option

d. Past performance may or may not be sustained in the future.

e. -: Corresponding Benchmark values not available

f. N.A.- Not Applicable because scheme is in existence for less than 5 year.

9. **Scheme has been in existence for more than six months but less than one year, therefore returns shown above are based on simple annualized growth rate of the scheme for the past 6 months and since inception.

CANARA ROBECO FOCUSED EQUITY FUND

Fund Manager: Mr. Shridatta Bhandwalдар & Mr. Amit Kadam

	Since Inception	3 yr	1 yr
Total Amt invested	470000	360000	120000
Market Value	635086	458713	119689
Scheme Returns	15.58%	16.50%	-0.49%
BSE 500 TRI [#]	12.65%	12.08%	-6.42%
BSE SENSEX TRI ^{##}	11.34%	9.63%	-1.21%
Inception Date	17-May-21		

The scheme has been in existence for more than 3 years but less than 5 years.

1. Investment date is taken to be 1st of the month or next business day if 1st is a holiday and investment of ₹ 10000 is taken. Returns are as on March 28, 2025 and are based on XIRR approach.
2. The calculations are based on the regular growth plan NAVs. 3. NA : Not Applicable as Benchmark index data not available for the period 4.Past performance may or may not be sustained in the future. Scheme Benchmark[#], Additional benchmark^{##}

Disclaimer: The information provided in this document is only for reading purpose and do not constitute any guidelines or recommendation on any course of action to be followed by the reader. Recipients of this document should rely on information/data arising out of their own investigations. Readers are advised to seek independent professional advice, verify the contents and arrive at an informed investment decision before making any investments. Investor shall note that there is no assurance or guarantee that the investment objective of the scheme will be achieved. None of the Sponsor, the Investment Manager, the Trustees, their respective directors, employees, associates or representatives shall be liable for any direct, indirect, special, incidental, consequential, punitive or exemplary damages, including lost profits arising in any way from the information contained in this material.

Mutual fund investments are subject to market risks, read all scheme related documents carefully.

Canara Robeco Mutual Fund
Investment Manager : Canara Robeco Asset Management Co. Ltd.Construction House, 4th Floor, 5, Walchand Hirachand Marg,Ballard Estate, Mumbai 400 001. Tel.: 6658 5000 Fax: 6658 5012 / 13.
Visit: <https://old.canararobeco.com> **Toll Free No** : 1800 209 2726 **CIN No** : U65990MH1993PLC071003

Distributed by :



CANARA ROBECO
Mutual Fund