

A FLEXIBLE INVESTMENT APPROACH TO HELP YOU MOVE TOWARDS YOUR GOAL.

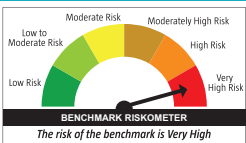
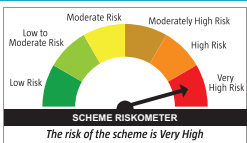
Invest now in Canara Robeco Flexi Cap Fund.

CANARA ROBECO FLEXICAP FUND

(Flexi Cap Fund - An open-ended dynamic equity scheme investing across large cap, mid cap, small cap stocks)

This product is suitable for investors who are seeking*:

- Capital appreciation over long term
- Investment in equity and equity related instruments across large cap, mid cap, small cap stocks




*Investors should consult their financial advisers if in doubt about whether the product is suitable for them.

Canara Robeco Flexi Cap Fund aims to provide an investment opportunity in the Indian companies with sustainable business models to gain from the Indian Growth Story. These companies are selected based on "Top Down" as well as "Bottom Up" research based approach.

- Focused on large caps with few high conviction mid-cap and small cap ideas** – Large-cap companies relatively aims to render stability and liquidity to the portfolio and select mid and small cap companies yield higher returns in the long term as the companies grow in size and in market capitalization
- Investment Style** – Fund follows GARP (Growth at Reasonable Price) style of investing
- Investor Profile** – The fund may form the ‘CORE’ part of an investor’s equity portfolio.

Sector Allocation (as on March 28, 2025)



Note: The scheme may or may not have any future position in these sector(s).

Fund Specifics

Fund Inception	: September 16, 2003
Investment Objective	: To generate capital appreciation by investing in equity and equity related securities. However, there can be no assurance that the investment objective of the scheme will be realized.
Monthend AUM (₹)*	: 12,194.01 Crores
Asset Allocation	: Equity & Equity Related Instruments - 65% to 100% (Risk - Very High) Debt and money- market instruments - 0% to 35% (Risk- Low to medium) Reits/Invits- 0% to 10% (Risk - Very High)
Minimum Investment Amount	: ₹ 5000 and in multiples of ₹ 1 thereafter Subsequent purchases: Minimum amount of ₹ 1000 and multiples of ₹ 1 thereafter SIP: For any date / monthly frequency ₹ 100 and in multiples of ₹ 1 thereafter. For quarterly frequency ₹ 100 and in multiples of ₹ 1 thereafter STP: For Daily/Weekly/Monthly frequency ₹ 1000 and in multiples of ₹ 1 thereafter. For quarterly frequency ₹ 2000 and in multiples of ₹ 1 thereafter SWP: For monthly frequency ₹ 1000 and in multiples of ₹ 1 thereafter. For quarterly frequency ₹ 2000 and in multiples of ₹ 1 thereafter
Entry Load	: Nil
Exit Load	: 1% - if redeemed/switched out within 1 year from the date of allotment, Nil – if redeemed / switched out after 1 year from the date of allotment.
Benchmark	: BSE 500 TRI
Plans / Options	: Regular Plan - Reinvestment of Income Distribution cum Capital Withdrawal Option Regular Plan - Payout of Income Distribution cum Capital Withdrawal Option Regular Plan - Growth Option Direct Plan - Reinvestment of Income Distribution cum Capital Withdrawal Option Direct Plan - Payout of Income Distribution cum Capital Withdrawal Option Direct Plan - Growth Option
Fund Manager	: Mr. Shridatta Bhandwaldar / Mr. Pranav Gokhale

Portfolio Characteristics (as on March 28, 2025)

Portfolio is spread across 70 stocks with Top 10 Stocks contributing to 36.46% of the Net Assets.

Name of the Company	Industry Classification	% of Net Assets
HDFC Bank Ltd	Banks	7.64
ICICI Bank Ltd	Banks	7.02
Infosys Ltd	IT - Software	3.49
Reliance Industries Ltd	Petroleum Products	3.25
Bharti Airtel Ltd	Telecom - Services	3.01
Larsen & Toubro Ltd	Construction	2.55
Bharat Electronics Ltd	Aerospace & Defense	2.48
Bajaj Finance Ltd	Finance	2.46
State Bank of India	Banks	2.38
NTPC Ltd	Power	2.18

MARKET CAPITALIZATION (as on March 28, 2025)



*Monthend AUM as on 28.03.2025

CANARA ROBECO FLEXICAP FUND
Fund Managers: (1) Mr. Shridatta Bhandwalдар is managing the scheme since 5-July-16 (2) Mr. Pranav Gokhale is managing the scheme since 06-November-23.

Period	Returns (%)			Current Value of Standard Investment of ₹ 10000		
	Scheme	BSE 500 TRI ^{#*}	BSE SENSEX TRI ^{##}	Scheme	BSE 500 TRI ^{#*}	BSE SENSEX TRI ^{##}
Last 1 Year	6.84	5.96	6.39	10684	10596	10639
Last 3 Years	11.80	13.77	11.17	13964	14717	13731
Last 5 Years	22.49	26.33	22.77	27549	32140	27864
Since Inception	17.28	16.16*	16.75	309790	254345*	281212

The past performance may or may not be sustained in the future. Returns are based on NAV of Regular Plan – Growth Option and are calculated on compounded annualized basis for a period of more than (or equal to) a year and Simple annualized basis for a period less than a year. Inception Date: September 16, 2003 . Different plans have a different expense structure. *Since inception return for the benchmark is Composite return - "As TRI data is not available since inception of the scheme, benchmark performance is calculated using composite CAGR of BSE 500 TRI Index. PRI values from 16th Sept 2003 to 1st Aug, 2006 and TRI values since 1st Aug, 2006 are considered. Since inception market value of Rs.10,000 invested for benchmark is calculated using rebased value of TRI Index

CANARA ROBECO FLEXICAP FUND
Fund Managers: (1) Mr. Shridatta Bhandwalдар is managing the scheme since 5-July-16 (2) Mr. Pranav Gokhale is managing the scheme since 06-November-23.

Period	Returns (%)			Current Value of Standard Investment of ₹ 10000		
	Scheme	BSE 500 TRI ^{#*}	BSE SENSEX TRI ^{##}	Scheme	BSE 500 TRI ^{#*}	BSE SENSEX TRI ^{##}
Last 1 Year	8.06	5.96	6.39	10806	10596	10639
Last 3 Years	13.15	13.77	11.17	14478	14717	13731
Last 5 Years	24.05	26.33	22.77	29343	32140	27864
Since Inception	14.73	14.25	15.92	53765	51057	60977

The past performance may or may not be sustained in the future. Returns are based on NAV of Direct Plan – Growth Option and are calculated on compounded annualized basis for a period of more than (or equal to) a year and Simple annualized basis for a period less than a year. Inception Date: September 16, 2003 . Different plans have a different expense structure.

● Scheme Benchmark [#] ● Additional Benchmark ^{##} ● - :Corresponding Benchmark values not available ● Load is not taken into consideration for computation of returns. Returns of IDCW Option under the scheme for the investor would be net of tax deducted at source.

Fund Manager: Mr. Shridatta Bhandwalдар

Scheme Names	CAGR (%)															
	6 Months Return**			1 Year Return			3 Years Return			5 Years Return			Since Inception			
	Scheme Regular Plan	Scheme Direct Plan	Bench- mark [#]	Scheme Regular Plan	Scheme Direct Plan	Bench- mark [#]	Scheme Regular Plan	Scheme Direct Plan	Bench- mark [#]	Scheme Regular Plan	Scheme Direct Plan	Bench- mark [#]	Scheme Regular Plan	Scheme Direct Plan	Bench- mark [#] Regular Plan	Bench- mark [#] Direct Plan
Canara Robeco Small Cap Fund				4.91	6.20	6.02	12.29	13.84	17.85	35.92	38.00	37.46	22.38	24.32	21.94	21.94
Canara Robeco Infrastructure				13.60	15.07	1.33	25.31	26.87	29.13	34.67	36.21	40.73	14.82	17.27	-	-
Canara Robeco Consumer Trends Fund				6.98	8.33	6.82	16.15	17.64	13.05	24.27	25.89	24.79	16.01	17.16	12.43	13.62
Canara Robeco Focused Equity Fund				10.62	12.27	5.96	15.49	17.26	13.77	N.A	N.A	17.26	16.97	18.84	15.53	15.53
Canara Robeco Emerging Equities				10.42	11.56	7.33	13.92	15.16	16.42	25.58	27.00	29.25	17.02	20.28	-	16.10
Canara Robeco Flexicap Fund*				6.84	8.06	5.96	11.80	13.15	13.77	22.49	24.05	26.33	17.28	14.73	16.16*	14.25
Canara Robeco ELSS Tax Saver				6.98	8.22	5.96	12.41	13.79	13.77	24.30	25.82	26.33	18.49	15.71	16.91	14.25
Canara Robeco Equity Hybrid Fund				8.10	9.33	7.37	11.35	12.64	11.41	18.58	19.97	19.02	11.54	14.50	-	12.32
Canara Robeco Blue Chip Equity Fund				8.94	10.23	6.82	13.18	14.62	13.05	22.39	24.09	24.79	12.91	15.12	12.01	13.62
Canara Robeco Mid Cap Fund				8.06	9.54	8.87	N.A	N.A	-	N.A	N.A	-	18.68	20.42	21.79	21.79
Canara Robeco Multi Cap Fund				10.32	11.88	6.88	N.A	N.A	-	N.A	N.A	-	17.24	19.01	17.73	17.73
Canara Robeco Manufacturing Fund				7.09	8.86	7.68	N.A	N.A	-	N.A	N.A	-	8.39	10.11	8.59	8.59
Canara Robeco Balanced Advantage Fund**	-13.88	-12.67	-7.25	N.A	N.A	-	N.A	N.A	-	N.A	N.A	-	-4.29	-2.91	-0.91	-0.91

Note:

a. Mr. Shridatta Bhandwalдар manages 13 open-ended schemes of Canara Robeco Mutual Fund .

b. Period for which scheme’s performance has been provided is computed basis last day of the month-end preceding the date of advertisement.

c. Different plans shall have a different expense structure. The performance details provided herein are of Regular plan - Growth Option & Direct plan - Growth Option.

d. Past performance may or may not be sustained in the future.

e. - : Corresponding Benchmark values not available.

f. N.A.- Not Applicable because scheme is in existence for less than 1 year or 3 years respectively.

g. *Since inception return for the benchmark is Composite return - "As TRI data is not available since inception of the scheme, benchmark performance is calculated using composite CAGR of BSE 500 TRI Index. PRI values from 16th Sept 2003 to 1st Aug, 2006 and TRI values since 1st Aug, 2006 are considered.

h. **Scheme has been in existence for more than six months but less than one year, therefore returns shown above are based on simple annualized growth rate of the scheme for the past 6 months and since inception.

Fund Manager: Mr. Pranav Gokhale

Scheme Names	CAGR (%)												
	1 Year Return			3 Years Return			5 Years Return			Since Inception			
	Scheme Regular Plan	Scheme Direct Plan	Bench-mark [#]	Scheme Regular Plan	Scheme Direct Plan	Bench-mark [#]	Scheme Regular Plan	Scheme Direct Plan	Bench-mark [#]	Scheme Regular Plan	Scheme Direct Plan	Bench-mark [#] Regular Plan	Bench-mark [#] Direct Plan
Canara Robeco Small Cap Fund	4.91	6.20	6.02	12.29	13.84	17.85	35.92	38.00	37.46	22.38	24.32	21.94	21.94
Canara Robeco Flexicap Fund*	6.84	8.06	5.96	11.80	13.15	13.77	22.49	24.05	26.33	17.28	14.73	16.16*	14.25
Canara Robeco Mid Cap Fund	8.06	9.54	8.87	N.A	N.A	-	N.A	N.A	-	18.68	20.42	21.79	21.79
Canara Robeco Manufacturing Fund	7.09	8.86	7.68	N.A	N.A	-	N.A	N.A	-	8.39	10.11	8.59	8.59

Note:

a. Mr. Pranav Gokhale manages 4 open-ended schemes of Canara Robeco Mutual Fund .

b. Period for which scheme’s performance has been provided is computed basis last day of the month-end preceding the date of advertisement.

c. Different plans shall have a different expense structure. The performance details provided herein are of Regular plan - Growth Option & Direct plan - Growth Option.

d. Past performance may or may not be sustained in the future.

e. -: Corresponding Benchmark values not available.

f. N.A.- Not Applicable because scheme is in existence for less than 1 year or 3 years respectively.

g. *Since inception return for the benchmark is Composite return - “As TRI data is not available since inception of the scheme, benchmark performance is calculated using composite CAGR of BSE 500 TRI Index. PRI values from 16th Sept 2003 to 1st Aug, 2006 and TRI values since 1st Aug, 2006 are considered.

CANARA ROBECO FLEXICAP FUND

Fund Manager: Mr. Shridatta Bhandwalдар & Mr. Pranav Gokhale

	Since Inception	20 YR	15 YR	10 yr	7 yr	5 yr	3 yr	1 yr
Total Amt invested (INR)	2590000	2400000	1800000	1200000	840000	600000	360000	120000
Market Value (INR)	16426085	11958036	5616218	2553987	1439184	871164	435511	116846
Scheme Returns	14.85%	14.16%	13.93%	14.47%	15.15%	14.96%	12.85%	-4.95%
BSE 500 TRI [#]	14.12%	13.67%	14.29%	15.06%	16.20%	16.69%	12.08%	-6.42%
BSE SENSEX TRI ^{##}	13.52%	12.81%	12.98%	13.16%	12.18%	10.62%	9.63%	-1.21%
Inception Date	16-Sep-03							

Note: Since benchmark index values are not available since inception of the scheme, returns for benchmark index, for all the periods is calculated based on "Rebased Values" of TRI values of Index.

1. Investment date is taken to be 1st of the month or next business day if 1st is a holiday and investment of ₹ 10000 is taken. Returns are as on March 28, 2025 and are based on XIRR approach. 2. The calculations are based on the regular growth plan NAVs. 3. NA : Not Applicable as Benchmark index data not available for the period 4.Past performance may or may not be sustained in the future. Scheme Benchmark[#], Additional benchmark^{##}

Disclaimer: The information provided in this document is only for reading purpose and do not constitute any guidelines or recommendation on any course of action to be followed by the reader. Recipients of this document should rely on information/data arising out of their own investigations. Readers are advised to seek independent professional advice, verify the contents and arrive at an informed investment decision before making any investments. Investor shall note that there is no assurance or guarantee that the investment objective of the scheme will be achieved. None of the Sponsor, the Investment Manager, the Trustees, their respective directors, employees, associates or representatives shall be liable for any direct, indirect, special, incidental, consequential, punitive or exemplary damages, including lost profits arising in any way from the information contained in this material.

Mutual fund investments are subject to market risks, read all scheme related documents carefully.

Canara Robeco Mutual Fund

Investment Manager : Canara Robeco Asset Management Co. Ltd.Construction House, 4th Floor, 5, Walchand Hirachand Marg,Ballard Estate, Mumbai 400 001.
Tel.: 6658 5000 Fax: 6658 5012 / 13. Visit: <https://old.canararobeco.com> Toll Free No : 1800 209 2726 CIN No : U65990MH1993PLC071003

Distributed by :

