

Investing in Emerging Equities is a lot like hiring someone.

You're always looking for that something special.

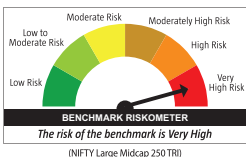
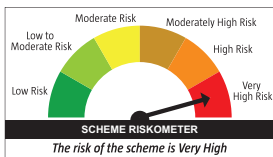
CANARA ROBECO EMERGING EQUITIES

(Large & Mid Cap Fund - An open ended equity scheme investing in both large cap and mid cap stocks)



This product is suitable for investors who are seeking*:

- Capital appreciation over long term
- Investing predominantly in equities and equity related instruments of both large cap and mid cap companies



*Investors should consult their financial advisers if in doubt about whether the product is suitable for them.

Indian economy is growing at a speed which is matched by few in the world. This provides an opportunity for strong sustainable growth to Indian business. Many large and mid-sized companies have the right business model and management skills to scale their business to new heights

Presenting Canara Robeco Emerging Equities

Canara Robeco Emerging Equities follows bottom up approach to predominantly invest in large & mid cap companies. Large cap companies are defined as ones which are ranked Top 100 with respect to their full market capitalisation & mid cap companies as the companies which fall in the range of 101 to 250 such companies. The fund seeks to identify those companies that have the potential to become leaders of tomorrow in their respective sectors within the large and midcap space.

Large & mid cap companies –

Large Cap companies relatively tend to generate steady returns and Mid cap have immense growth potential as they are at an early stage in their life cycle and have more room for expansion.

Investment Style –

Fund follows GARP (Growth at Reasonable Price) style of investing

Investor Profile –

Ideal for investors who have an appetite for very high risk – return investments and an investment horizon of 3-5 years.

MARKET CAPITALIZATION (as on March 28, 2025)

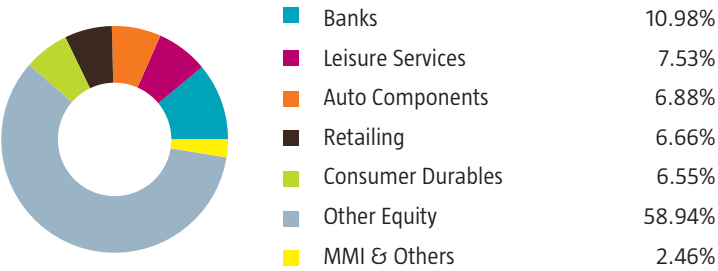


Portfolio Characteristics (as on March 28, 2025)

Portfolio is spread across 103 stocks with Top 10 Stocks contributing to 38.86% of the Net Assets.

Name of the Company	Industry	% of Net Assets
ICICI Bank Ltd	Banks	6.25
Indian Hotels Co Ltd	Leisure Services	5.65
Bharat Electronics Ltd	Aerospace & Defense	4.05
KPIT Technologies Ltd	IT - Software	3.81
Uno Minda Ltd	Auto Components	3.78
Trent Ltd	Retailing	3.62
Dixon Technologies (India) Ltd	Consumer Durables	3.39
TVS Motor Co Ltd	Automobiles	2.98
Federal Bank Ltd	Banks	2.75
Zomato Ltd	Retailing	2.58

Sector Allocation (as on March 28, 2025)



Note: The scheme may or may not have any future position in these sector(s).

Fund Specifics

Fund Inception	: March 11, 2005
Monthend AUM (₹)*	: 23,163.33 Crores
Investment Objective	: To generate capital appreciation by investing in a diversified portfolio of large and mid-cap stocks. However, there can be no assurance that the investment objective of the scheme will be realized.
Asset Allocation	: Large Cap equity and equity related instruments* - 35% to 65%. (Risk - Very High) Mid Cap equity and equity related instruments* - 35% to 65% (Risk - Very High) Other equity and equity related instruments, debt and money market instruments - 0% to 30% (Risk - Very High) Reits/Invits- 0% to 10% (Risk - Very High) *As defined by SEBI Circular No. SEBI / HO / IMD / DF3 / CIR / P / 2017 / 114 dated October 06, 2017 and SEBI/HO/IMD/DF3/CIR/P/2017/126 dated December 04, 2017 as amended from time to time. (Currently it defines Large Cap Companies as those which are ranked from 1 to 100 and Mid Cap Companies as those which are ranked from 101 to 250 based on their full market capitalization.)
Minimum Investment Amount	: ₹ 5000 and in multiples of ₹1 thereafter Subsequent purchases: Minimum amount of ₹ 1000 and multiples of ₹ 1 thereafter SIP: For any date / monthly frequency – ₹ 1000 and in multiples of ₹1 thereafter For quarterly frequency – ₹ 2000 and in multiples of ₹ 1 thereafter STP: For Daily/Weekly/Monthly frequency – ₹ 1000 and in multiples of ₹ 1 thereafter For quarterly frequency – ₹ 2000 and in multiples of ₹ 1 thereafter SWP: For monthly frequency – ₹ 1000 and in multiples of ₹ 1 thereafter For quarterly frequency – ₹ 2000 and in multiples of ₹ 1 thereafter
Entry Load	: Nil
Exit Load	: 1% - If redeemed/switched out within 1 year from the date of allotment Nil - if redeemed/switched out after 1 year from the date of allotment
Benchmark	: NIFTY Large Midcap 250 TRI
Plans / Options	: Regular Plan - Reinvestment of Income Distribution cum Capital Withdrawal Option Regular Plan - Payout of Income Distribution cum Capital Withdrawal Option Regular Plan - Growth Option Direct Plan - Reinvestment of Income Distribution cum Capital Withdrawal Option Direct Plan - Payout of Income Distribution cum Capital Withdrawal Option Direct Plan - Growth Option
Fund Manager	: Mr. Amit Nadekar / Mr. Shridatta Bhandwalder

*Monthend AUM as on 28.03.2025

Income Distribution cum Capital Withdrawal (IDCW) - Payout/Reinvestment

Date of declaration (Record Date)	Dividend Distribution per unit*	NAV as on the date of declaration
Regular IDCW - Payout/Reinvestment		
30.11.2018	2.60	44.15
29.11.2019	2.70	45.03
27.11.2020	2.90	47.51
26.11.2021	5.65	60.83
25.11.2022	0.63	62.64
24.11.2023	3.45	66.75
29.11.2024	4.36	86.34

Date of declaration (Record Date)	Dividend Distribution per unit*	NAV as on the date of declaration
Direct IDCW - Payout/Reinvestment		
29.11.2019	3.70	62.33
27.11.2020	2.00	68.63
26.11.2021	8.25	88.94
25.11.2022	0.93	92.69
24.11.2023	5.16	99.84
29.11.2024	6.58	130.49

* On face value of ₹ 10. ● The dividend amount is before tax calculation. ● Past performance may or may not be sustained in the future. Pursuant to payment of dividend, the NAV of the IDCW option of the scheme would fall to the extent of payout and statutory levy (if applicable).

PERFORMANCE AT A GLANCE - Regular Plan - Growth Option

(as on March 28, 2025)

CANARA ROBECO EMERGING EQUITIES

Fund Manager: (1) Mr. Amit Nadekar is managing the scheme since 28-August-23. (2) Mr. Shridatta Bhandwadar is managing the scheme since 01-October-19.

Period	Returns (%)			Current Value of Standard Investment of ₹ 10000		
	Scheme	NIFTY Large Midcap 250 TRI [#]	BSE SENSEX TRI ^{##}	Scheme	NIFTY Large Midcap 250 TRI [#]	BSE SENSEX TRI ^{##}
Last 1 Year	10.42	7.33	6.39	11042	10733	10639
Last 3 Years	13.92	16.42	11.17	14773	15765	13731
Last 5 Years	25.58	29.25	22.77	31188	36021	27864
Since Inception	17.02	-	14.38	233880	-	148212

The past performance may or may not be sustained in the future. Returns are based on NAV of Regular Plan – Growth Option and are calculated on compounded annualized basis for a period of more than (or equal to) a year and Simple annualized basis for a period less than a year. Inception Date: March 11, 2005. Different plans have a different expense structure.

PERFORMANCE AT A GLANCE - Direct Plan - Growth Option

(as on March 28, 2025)

CANARA ROBECO EMERGING EQUITIES

Fund Manager: (1) Mr. Amit Nadekar is managing the scheme since 28-August-23. (2) Mr. Shridatta Bhandwadar is managing the scheme since 01-October-19.

Period	Returns (%)			Current Value of Standard Investment of ₹ 10000		
	Scheme	NIFTY Large Midcap 250 TRI [#]	BSE SENSEX TRI ^{##}	Scheme	NIFTY Large Midcap 250 TRI [#]	BSE SENSEX TRI ^{##}
Last 1 Year	11.56	7.33	6.39	11156	10733	10639
Last 3 Years	15.16	16.42	11.17	15261	15765	13731
Last 5 Years	27.00	29.25	22.77	32996	36021	27864
Since Inception	20.28	16.10	15.92	95849	62150	60977

The past performance may or may not be sustained in the future. Returns are based on NAV of Direct Plan – Growth Option and are calculated on compounded annualized basis for a period of more than (or equal to) a year and Simple annualized basis for a period less than a year. Inception Date: March 11, 2005. Different plans have a different expense structure.

● Scheme Benchmark[#] ● Additional Benchmark^{##} ● - :Corresponding Benchmark values not available ● Load is not taken into consideration for computation of returns. Returns of IDCW Option under the scheme for the investor would be net of tax deducted at source.

Scheme Performance - Fund Manager wise

(as on March 28, 2025)

Fund Manager: Mr. Amit Nadekar

Scheme Names	CAGR (%)												
	1 Year Return			3 Years Return			5 Years Return			Since Inception			
	Scheme Regular Plan	Scheme Direct Plan	Bench-mark [#]	Scheme Regular Plan	Scheme Direct Plan	Bench-mark [#]	Scheme Regular Plan	Scheme Direct Plan	Bench-mark [#]	Scheme Regular Plan	Scheme Direct Plan	Bench-mark [#] Regular Plan	Bench-mark [#] Direct Plan
Canara Robeco Emerging Equities	10.42	11.56	7.33	13.92	15.16	16.42	25.58	27.00	29.25	17.02	20.28	-	16.10

- Note:
- a. Mr. Amit Nadekar manages 1 open-ended scheme of Canara Robeco Mutual Fund .

b. Period for which scheme’s performance has been provided is computed basis last day of the month-end preceding the date of advertisement.

c. Different plans shall have a different expense structure. The performance details provided herein are of Regular plan - Growth Option & Direct plan - Growth Option.

d. Past performance may or may not be sustained in the future.

e. -: Corresponding Benchmark values not available.

Fund Manager: Mr. Shridatta Bhandwaldar

Scheme Names	CAGR (%)															
	6 Months Return**			1 Year Return			3 Years Return			5 Years Return			Since Inception			
	Scheme Regular Plan	Scheme Direct Plan	Bench-mark [†]	Scheme Regular Plan	Scheme Direct Plan	Bench-mark [†]	Scheme Regular Plan	Scheme Direct Plan	Bench-mark [†]	Scheme Regular Plan	Scheme Direct Plan	Bench-mark [†]	Scheme Regular Plan	Scheme Direct Plan	Bench-mark [†] Regular Plan	Bench-mark [†] Direct Plan
Canara Robeco Small Cap Fund				4.91	6.20	6.02	12.29	13.84	17.85	35.92	38.00	37.46	22.38	24.32	21.94	21.94
Canara Robeco Infrastructure				13.60	15.07	1.33	25.31	26.87	29.13	34.67	36.21	40.73	14.82	17.27	-	-
Canara Robeco Consumer Trends Fund				6.98	8.33	6.82	16.15	17.64	13.05	24.27	25.89	24.79	16.01	17.16	12.43	13.62
Canara Robeco Focused Equity Fund				10.62	12.27	5.96	15.49	17.26	13.77	N.A	N.A	17.26	16.97	18.84	15.53	15.53
Canara Robeco Emerging Equities				10.42	11.56	7.33	13.92	15.16	16.42	25.58	27.00	29.25	17.02	20.28	-	16.10
Canara Robeco Flexicap Fund*				6.84	8.06	5.96	11.80	13.15	13.77	22.49	24.05	26.33	17.28	14.73	16.16*	14.25
Canara Robeco ELSS Tax Saver				6.98	8.22	5.96	12.41	13.79	13.77	24.30	25.82	26.33	18.49	15.71	16.91	14.25
Canara Robeco Equity Hybrid Fund				8.10	9.33	7.37	11.35	12.64	11.41	18.58	19.97	19.02	11.54	14.50	-	12.32
Canara Robeco Blue Chip Equity Fund				8.94	10.23	6.82	13.18	14.62	13.05	22.39	24.09	24.79	12.91	15.12	12.01	13.62
Canara Robeco Mid Cap Fund				8.06	9.54	8.87	N.A	N.A	-	N.A	N.A	-	18.68	20.42	21.79	21.79
Canara Robeco Multi Cap Fund				10.32	11.88	6.88	N.A	N.A	-	N.A	N.A	-	17.24	19.01	17.73	17.73
Canara Robeco Manufacturing Fund				7.09	8.86	7.68	N.A	N.A	-	N.A	N.A	-	8.39	10.11	8.59	8.59
Canara Robeco Balanced Advantage Fund**	-13.88	-12.67	-7.25	N.A	N.A	-	N.A	N.A	-	N.A	N.A	-	-4.29	-2.91	-0.91	-0.91

Note:

a. Mr. Shridatta Bhandwaldar manages 13 open-ended schemes of Canara Robeco Mutual Fund .

b. Period for which scheme’s performance has been provided is computed basis last day of the month-end preceding the date of advertisement.

c. Different plans shall have a different expense structure. The performance details provided herein are of Regular plan - Growth Option & Direct plan - Growth Option.

d. Past performance may or may not be sustained in the future.

e. -: Corresponding Benchmark values not available.

f. N.A.- Not Applicable because scheme is in existence for less than 1 year or 3 years respectively.

g. *Since inception return for the benchmark is Composite return - “As TRI data is not available since inception of the scheme, benchmark performance is calculated using composite CAGR of BSE 500 TRI Index. PRI values from 16th Sept 2003 to 1st Aug, 2006 and TRI values since 1st Aug, 2006 are considered.

h. **Scheme has been in existence for more than six months but less than one year, therefore returns shown above are based on simple annualized growth rate of the scheme for the past 6 months and since inception.

SIP RETURNS - Regular Plan

(as on March 28, 2025)

CANARA ROBECO EMERGING EQUITIES

Fund Manager: Mr. Amit Nadekar & Mr. Shridatta Bhandwaldar

	Since Inception	20 YR	15 YR	10 yr	7 yr	5 yr	3 yr	1 yr
Total Amt invested (INR)	2410000	2400000	1800000	1200000	840000	600000	360000	120000
Market Value (INR)	18776666	18542786	8203482	2743601	1530814	922813	449299	116733
Scheme Returns	17.68%	17.70%	18.28%	15.81%	16.88%	17.32%	15.03%	-5.13%
Nifty Large Midcap 250 TRI [†]	NA	15.20%	15.95%	16.01%	16.44%	15.55%	14.42%	-6.70%
BSE SENSEX TRI ^{††}	12.84%	12.81%	12.98%	13.16%	12.18%	10.62%	9.63%	-1.21%
Inception Date	11-Mar-05							

NA : Not Applicable as Benchmark index data not availbale for the period Returns of alternate index are based on "Rebased Values" of TRI values of Index

1. Investment date is taken to be 1st of the month or next business day if 1st is a holiday and investment of ₹ 10000 is taken. Returns are as on March 28, 2025 and are based on XIRR approach.2. The calculations are based on the regular growth plan NAVs. 3. NA : Not Applicable as Benchmark index data not available for the period 4. Past performance may or may not be sustained in the future. Scheme Benchmark [†], Additional benchmark^{††}

Disclaimer: The information provided in this document is only for reading purpose and do not constitute any guidelines or recommendation on any course of action to be followed by the reader. Recipients of this document should rely on information/data arising out of their own investigations. Readers are advised to seek independent professional advice, verify the contents and arrive at an informed investment decision before making any investments. Investor shall note that there is no assurance or guarantee that the investment objective of the scheme will be achieved. None of the Sponsor, the Investment Manager, the Trustees, their respective directors, employees, associates or representatives shall be liable for any direct, indirect, special, incidental, consequential, punitive or exemplary damages, including lost profits arising in any way from the information contained in this material.

Mutual fund investments are subject to market risks, read all scheme related documents carefully.

Canara Robeco Mutual Fund
Investment Manager : Canara Robeco Asset Management Co. Ltd.Construction House, 4th Floor, 5, Walchand Hirachand Marg,Ballard Estate, Mumbai 400 001.
Tel.: 6658 5000 Fax: 6658 5012 / 13. Visit: <https://old.canararobeco.com> **Toll Free No** : 1800 209 2726 **CIN No** : U65990MH1993PLC071003

Distributed by :

