

PLAY
THE LONG
GAME
WITH AN
ALL-ROUNDER

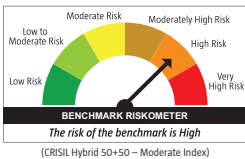
The Balanced Advantage Fund manages equity and debt allocations dynamically which aims for steady growth, especially during market ups and downs.

CANARA ROBECO
BALANCED ADVANTAGE FUND

(Balanced Advantage Fund - An open-ended Dynamic Asset Allocation Fund)

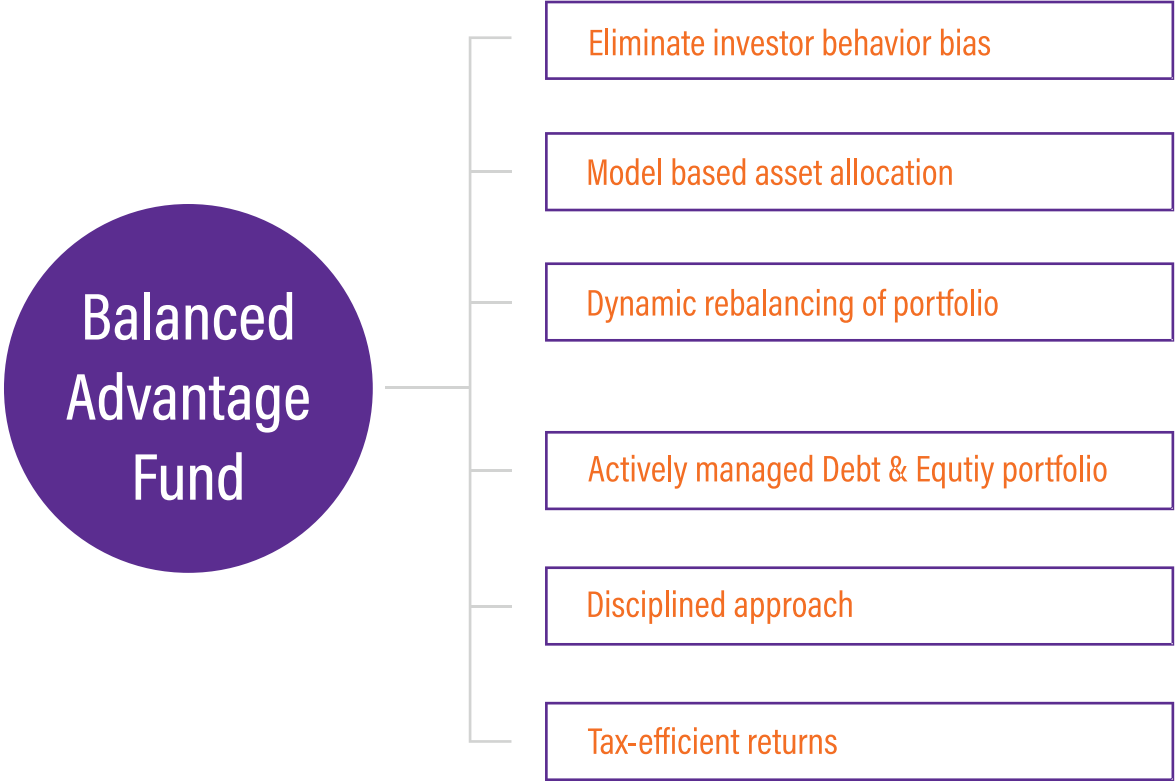
This product is suitable for investors who are seeking*:

- Long term capital appreciation with income generation
- Investment in a dynamically managed portfolio of equity & equity related instruments and debt & money market securities

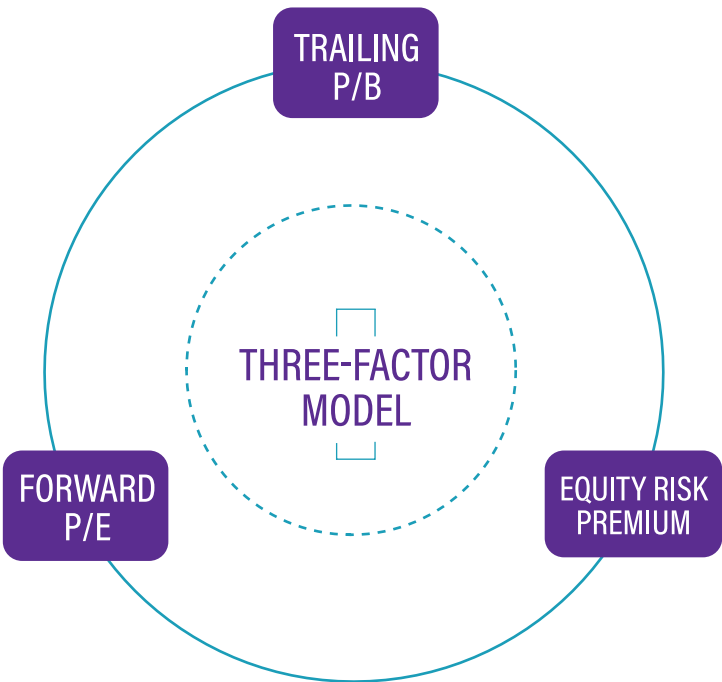


*Investors should consult their financial advisers if in doubt about whether the product is suitable for them.

Key Features of Balanced Advantage Fund



Introducing Canara Robeco Balanced Advantage Fund



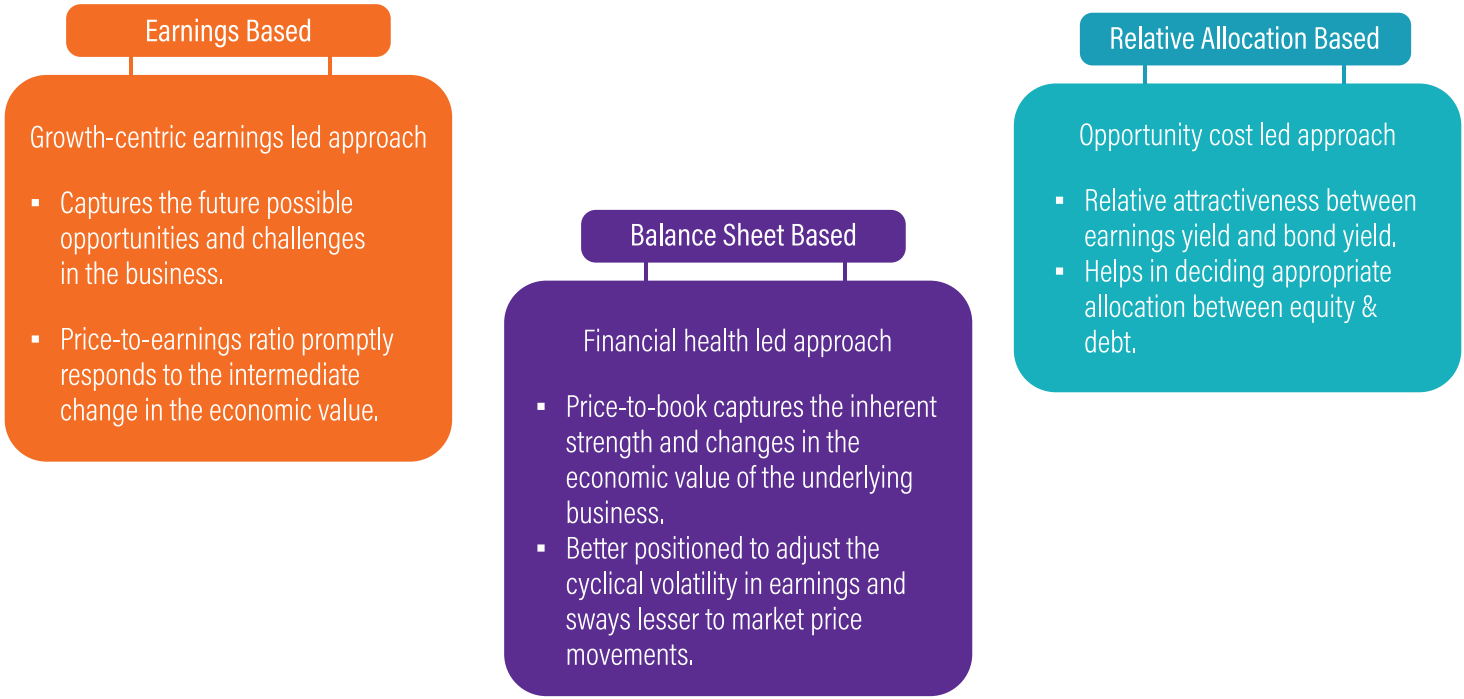
A Brief on the In-house Model

- Uses proprietary in-house Market Valuation Metrics to decide Net Equity allocation in a disciplined manner.
- The model is indicative on net equity exposure allocation using below factors
 - **Trailing Price-to-Book** - Valuation ratio which uses book value.
 - **Forward P/E** - Valuation ratio which uses forecasted earnings.
 - **Equity Risk Premium** - Difference between Bond Yield and Earnings Yield.
- The model effectively suggests changes in equity allocation depending on changes in fundamental factors. Same has been tested across time frames.
- Aims to
 - Reduce downside during Falling Market, and
 - Provide reasonable participation during Rising Market.

Note: The above is only for general understanding purposes, and should not be construed as CRAMC investment policy, portfolio construction or the performance or the scheme

Note: The above is based upon our current fund management/ investment strategy. However, the same shall be subject to change depending on the market conditions. Investors shall note that there is no assurance or guarantee that the investment objective of the scheme will be achieved

Parameter Selection and Reason for the Selection



MARKET CAPITALIZATION (as on March 28, 2025)

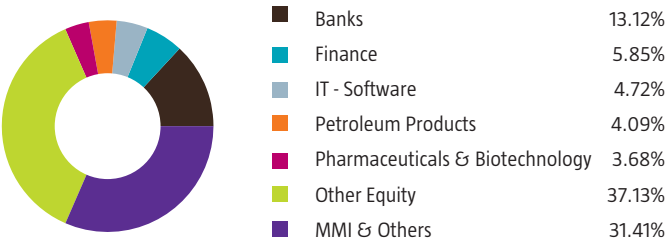


Top 10 Holdings for (as on March 28, 2025)

Portfolio is spread across 77 stocks with Top 10 Stocks contributing to 18.97% of the Net Assets.

Name of the Company	Industry Classification	% of Net Assets
ICICI Bank Ltd	Banks	4.50
HDFC Bank Ltd	Banks	3.80
State Bank of India	Banks	2.10
Axis Bank Ltd	Banks	1.93
Indian Bank	Banks	0.79
Power Finance Corporation Ltd	Finance	2.01
Bajaj Finance Ltd	Finance	1.74
Cholamandalam Financial Holdings Ltd	Finance	0.82
PNB Housing Finance Ltd	Finance	0.65
Shriram Finance Ltd	Finance	0.63

Sector Allocation (as on March 28, 2025)



Note: The scheme may or may not have any future position in these sector(s).

PERFORMANCE AT A GLANCE - Regular Plan - Growth Option

(as on March 28, 2025)

CANARA ROBECO BALANCED ADVANTAGE FUND

Fund Manager: (1) Mr. Shridatta Bhandwadar is managing the scheme since 2-August-24. (2) Ms. Ennette Fernandes is managing the scheme since 2-August-24. (3) Ms. Suman Prasad is managing the scheme since 2-August-24. (4) Mr. Amit Kadam is managing the scheme since 2-August-24.

Period	Returns (%)			Current Value of Standard Investment of ₹ 10000		
	Scheme	CRISIL Hybrid 50+50 - Moderate Index [#]	BSE SENSEX TRI ^{##}	Scheme	CRISIL Hybrid 50+50 - Moderate Index ^{##}	BSE SENSEX TRI ^{##}
Last 6 Months	-13.88	-7.25	-16.06	9319	9644	9212
Since Inception	-4.29	-0.91	-6.05	9720	9940	9606

The past performance may or may not be sustained in the future. Returns are based on NAV of Regular Plan – Growth Option. Scheme has been in existence for more than six months but less than one year, therefore returns shown above are based on simple annualized growth rate of the scheme for the past 6 months and since inception from the last day of previous month-end. Inception Date: August 02, 2024 Different plans have a different expense structure.

PERFORMANCE AT A GLANCE - Direct Plan - Growth Option

(as on March 28, 2025)

CANARA ROBECO BALANCED ADVANTAGE FUND

Fund Manager: (1) Mr. Shridatta Bhandwadar is managing the scheme since 2-August-24. (2) Ms. Ennette Fernandes is managing the scheme since 2-August-24. (3) Ms. Suman Prasad is managing the scheme since 2-August-24. (4) Mr. Amit Kadam is managing the scheme since 2-August-24.

Period	Returns (%)			Current Value of Standard Investment of ₹ 10000		
	Scheme	CRISIL Hybrid 50+50 - Moderate Index [#]	BSE SENSEX TRI ^{##}	Scheme	CRISIL Hybrid 50+50 - Moderate Index ^{##}	BSE SENSEX TRI ^{##}
Last 6 Months	-12.67	-7.25	-16.06	9379	9644	9212
Since Inception	-2.91	-0.91	-6.05	9810	9940	9606

The past performance may or may not be sustained in the future. Returns are based on NAV of Direct Plan – Growth Option. Scheme has been in existence for more than six months but less than one year, therefore returns shown above are based on simple annualized growth rate of the scheme for the past 6 months and since inception from the last day of previous month-end. Inception Date: August 02, 2024 Different plans have a different expense structure.

Scheme Performance - Fund Manager wise

(as on March 28, 2025)

Fund Manager: Mr. Shridatta Bhandwadar

Scheme Names	CAGR (%)															
	6 Months Return**			1 Year Return			3 Years Return			5 Years Return			Since Inception			
	Scheme Regular Plan	Scheme Direct Plan	Bench- mark [#]	Scheme Regular Plan	Scheme Direct Plan	Bench- mark [#]	Scheme Regular Plan	Scheme Direct Plan	Bench- mark [#]	Scheme Regular Plan	Scheme Direct Plan	Bench- mark [#]	Scheme Regular Plan	Scheme Direct Plan	Bench- mark [#] Regular Plan	Bench- mark [#] Direct Plan
Canara Robeco Small Cap Fund				4.91	6.20	6.02	12.29	13.84	17.85	35.92	38.00	37.46	22.38	24.32	21.94	21.94
Canara Robeco Infrastructure				13.60	15.07	1.33	25.31	26.87	29.13	34.67	36.21	40.73	14.82	17.27	-	-
Canara Robeco Consumer Trends Fund				6.98	8.33	6.82	16.15	17.64	13.05	24.27	25.89	24.79	16.01	17.16	12.43	13.62
Canara Robeco Focused Equity Fund				10.62	12.27	5.96	15.49	17.26	13.77	N.A	N.A	17.26	16.97	18.84	15.53	15.53
Canara Robeco Emerging Equities				10.42	11.56	7.33	13.92	15.16	16.42	25.58	27.00	29.25	17.02	20.28	-	16.10
Canara Robeco Flexicap Fund*				6.84	8.06	5.96	11.80	13.15	13.77	22.49	24.05	26.33	17.28	14.73	16.16*	14.25
Canara Robeco ELSS Tax Saver				6.98	8.22	5.96	12.41	13.79	13.77	24.30	25.82	26.33	18.49	15.71	16.91	14.25
Canara Robeco Equity Hybrid Fund				8.10	9.33	7.37	11.35	12.64	11.41	18.58	19.97	19.02	11.54	14.50	-	12.32
Canara Robeco Blue Chip Equity Fund				8.94	10.23	6.82	13.18	14.62	13.05	22.39	24.09	24.79	12.91	15.12	12.01	13.62
Canara Robeco Mid Cap Fund				8.06	9.54	8.87	N.A	N.A	-	N.A	N.A	-	18.68	20.42	21.79	21.79
Canara Robeco Multi Cap Fund				10.32	11.88	6.88	N.A	N.A	-	N.A	N.A	-	17.24	19.01	17.73	17.73
Canara Robeco Manufacturing Fund				7.09	8.86	7.68	N.A	N.A	-	N.A	N.A	-	8.39	10.11	8.59	8.59
Canara Robeco Balanced Advantage Fund**	-13.88	-12.67	-7.25	N.A	N.A	-	N.A	N.A	-	N.A	N.A	-	-4.29	-2.91	-0.91	-0.91

Note:

- a. Mr. Shridatta Bhandwadar manages 13 open-ended schemes of Canara Robeco Mutual Fund .
- b. Period for which scheme’s performance has been provided is computed basis last day of the month-end preceding the date of advertisement.
- c. Different plans shall have a different expense structure. The performance details provided herein are of Regular plan - Growth Option & Direct plan - Growth Option.
- d. Past performance may or may not be sustained in the future.
- e. -: Corresponding Benchmark values not available.
- f. N.A.- Not Applicable because scheme is in existence for less than 1 year or 3 years respectively.
- g. *Since inception return for the benchmark is Composite return - “As TRI data is not available since inception of the scheme, benchmark performance is calculated using composite CAGR of BSE 500 TRI Index. PRI values from 16th Sept 2003 to 1st Aug, 2006 and TRI values since 1st Aug, 2006 are considered.
- h. **Scheme has been in existence for more than six months but less than one year, therefore returns shown above are based on simple annualized growth rate of the scheme for the past 6 months and since inception.

Fund Manager: Ms. Ennette Fernandes

Scheme Names	CAGR (%)															
	6 Months Return**			1 Year Return			3 Years Return			5 Years Return			Since Inception			
	Scheme Regular Plan	Scheme Direct Plan	Bench-mark [#]	Scheme Regular Plan	Scheme Direct Plan	Bench-mark [#]	Scheme Regular Plan	Scheme Direct Plan	Bench-mark [#]	Scheme Regular Plan	Scheme Direct Plan	Bench-mark [#]	Scheme Regular Plan	Scheme Direct Plan	Bench-mark [#] Regular Plan	Bench-mark [#] Direct Plan
Canara Robeco Consumer Trends Fund				6.98	8.33	6.82	16.15	17.64	13.05	24.27	25.89	24.79	16.01	17.16	12.43	13.62
Canara Robeco Equity Hybrid Fund				8.10	9.33	7.37	11.35	12.64	11.41	18.58	19.97	19.02	11.54	14.50	-	12.32
Canara Robeco Balanced Advantage Fund**	-13.88	-12.67	-7.25	N.A	N.A	-	N.A	N.A	-	N.A	N.A	-	-4.29	-2.91	-0.91	-0.91

Note:

a. Ms. Ennette Fernandes manages 3 open-ended schemes of Canara Robeco Mutual Fund .

b. Period for which scheme’s performance has been provided is computed basis last day of the month-end preceding the date of advertisement.

c. Different plans shall have a different expense structure. The performance details provided herein are of Regular plan - Growth Option & Direct plan - Growth Option.

d. Past performance may or may not be sustained in the future.

e. -: Corresponding Benchmark values not available.

f. **Scheme has been in existence for more than six months but less than one year, therefore returns shown above are based on simple annualized growth rate of the scheme for the past 6 months and since inception.

Fund Manager: Ms. Suman Prasad

Scheme Names	CAGR (%)															
	6 Months Return**			1 Year Return			3 Years Return			5 Years Return			Since Inception			
	Scheme Regular Plan	Scheme Direct Plan	Bench-mark [#]	Scheme Regular Plan	Scheme Direct Plan	Bench-mark [#]	Scheme Regular Plan	Scheme Direct Plan	Bench-mark [#]	Scheme Regular Plan	Scheme Direct Plan	Bench-mark [#]	Scheme Regular Plan	Scheme Direct Plan	Bench-mark [#] Regular Plan	Bench-mark [#] Direct Plan
Canara Robeco Corporate Bond Fund				7.71	8.40	7.96	5.90	6.58	6.45	5.74	6.42	6.51	7.05	7.69	8.26	8.26
Canara Robeco Short Duration Fund^				7.48	8.13	8.06	5.87	6.51	6.51	5.62	6.27	6.28	6.75	7.25	7.78	7.64
Canara Robeco Banking And Psu Debt Fund				7.68	8.04	7.56	N.A	N.A	-	N.A	N.A	-	6.69	7.02	7.12	7.12
Canara Robeco Overnight Fund				6.51	6.52	6.65	6.21	6.22	6.34	4.97	4.99	5.08	4.97	4.98	5.06	5.06
Canara Robeco Balanced Advantage Fund**	-13.88	-12.67	-7.25	N.A	N.A	-	N.A	N.A	-	N.A	N.A	-	-4.29	-2.91	-0.91	-0.91

Note:

a. Ms. Suman Prasad manages 5 open-ended schemes of Canara Robeco Mutual Fund .

b. Period for which scheme’s performance has been provided is computed basis last day of the month-end preceding the date of advertisement.

c. Different plans shall have a different expense structure. The performance details provided herein are of Regular plan - Growth Option & Direct plan - Growth Option.

d. ^As per the provisions of SEBI circular dated April 12, 2018 (Performance disclosure post consolidation/ Merger of Schemes), the past performance of aforesaid scheme is based on the historical NAV of Canara Robeco Short Duration Fund (erstwhile Canara Robeco Yield Advantage Fund) and hence may not be comparable.

e. Past performance may or may not be sustained in the future.

f. **Scheme has been in existence for more than six months but less than one year, therefore returns shown above are based on simple annualized growth rate of the scheme for the past 6 months and since inception.

g. N.A.- Not Applicable because scheme is in existence for less than 3 years.

h. -: Corresponding Benchmark values not available.

Fund Manager: Mr. Amit Kadam

Scheme Names	CAGR (%)															
	6 Months Return**			1 Year Return			3 Years Return			5 Years Return			Since Inception			
	Scheme Regular Plan	Scheme Direct Plan	Bench-mark [#]	Scheme Regular Plan	Scheme Direct Plan	Bench-mark [#]	Scheme Regular Plan	Scheme Direct Plan	Bench-mark [#]	Scheme Regular Plan	Scheme Direct Plan	Bench-mark [#]	Scheme Regular Plan	Scheme Direct Plan	Bench-mark [#] Regular Plan	Bench-mark [#] Direct Plan
Canara Robeco Focused Equity Fund				10.62	12.27	5.96	15.49	17.26	13.77	N.A	N.A	17.26	16.97	18.84	15.53	15.53
Canara Robeco Conservative Hybrid Fund				8.41	9.67	8.55	7.50	8.78	8.01	9.97	11.29	9.46	10.00	9.80	8.86	9.03
Canara Robeco Balanced Advantage Fund**	-13.88	-12.67	-7.25	N.A	N.A	-	N.A	N.A	-	N.A	N.A	-	-4.29	-2.91	-0.91	-0.91

Note:

a. Mr. Amit Kadam manages 3 open-ended schemes of Canara Robeco Mutual Fund .

b. Period for which scheme’s performance has been provided is computed basis last day of the month-end preceding the date of advertisement

c. Different plans shall have a different expense structure. The performance details provided herein are of Regular plan - Growth Option & Direct plan - Growth Option

d. Past performance may or may not be sustained in the future.

e. -: Corresponding Benchmark values not available

f. N.A.- Not Applicable because scheme is in existence for less than 5 year.

9. **Scheme has been in existence for more than six months but less than one year, therefore returns shown above are based on simple annualized growth rate of the scheme for the past 6 months and since inception.

Fund Feature

NAME OF THE SCHEME	CANARA ROBECO BALANCED ADVANTAGE FUND			
TYPE	Balanced Advantage Fund - An Open-Ended Dynamic Asset Allocation Fund			
Monthend Aum (₹)**	1,436.29 Crores			
INVESTMENT OBJECTIVE	The fund aims to generate long-term capital appreciation with income generation by dynamically investing in equity & equity related instruments & debt & money market instruments. However, there can be no assurance that the investment objective of the scheme will be realized.			
ASSET ALLOCATION	TYPE OF INSTRUMENTS	INDICATIVE ALLOCATIONS (% OF TOTAL ASSETS)		RISK PROFILE
		MINIMUM	MAXIMUM	
	Equity and Equity-related Instruments	65%	100%	VERY HIGH
	Debt and Money Market Instruments	0%	35%	LOW TO MODERATE
PLANS & OPTIONS	Regular Plan and Direct Plan: (a) Growth (b) Income Distribution cum Capital Withdrawal Option: - Reinvestment of Income Distribution cum Capital Withdrawal Option - Payout of Income Distribution cum Capital Withdrawal Option			
FUND MANAGER	Shridatta Bhandwaldar, Ennette Fernandes, Suman Prasad & Amit Kadam			
LOAD STRUCTURE	Entry Load: Nil Exit Load: 1% - if redeemed/switched out above 12% of allotted units within 365 days from the date of allotment. Nil - if redeemed/switched out up to 12% of allotted units within 365 days from the date of allotment, Nil - if redeemed/switched out after 365 days from the date of allotment			
BENCHMARK (FIRST TIER)	CRISIL Hybrid 50+50 – Moderate Index			

**Monthend AUM as on 28.03.2025

*Note: Under normal circumstances, the asset allocation of the Scheme will be as per above table. Investors are requested to refer SID for more information on Asset Allocation.

Disclaimer: The information provided in this document is only for reading purpose and do not constitute any guidelines or recommendation on any course of action to be followed by the reader. Recipients of this document should rely on information/data arising out of their own investigations. Readers are advised to seek independent professional advice, verify the contents and arrive at an informed investment decision before making any investments. Investor shall note that there is no assurance or guarantee that the investment objective of the scheme will be achieved. None of the Sponsor, the Investment Manager, the Trustees, their respective directors, employees, associates or representatives shall be liable for any direct, indirect, special, incidental, consequential, punitive or exemplary damages, including lost profits arising in any way from the information contained in this material.

Mutual fund investments are subject to market risks, read all scheme related documents carefully.

Canara Robeco Mutual Fund
Investment Manager : Canara Robeco Asset Management Co. Ltd.Construction House, 4th Floor, 5, Walchand Hirachand Marg,Ballard Estate, Mumbai 400 001. Tel.: 6658 5000 Fax: 6658 5012 / 13.
Visit: <https://old.canararobeco.com> **Toll Free No** : 1800 209 2726 **CIN No** : U65990MH1993PLC071003

Distributed by :

CANARA ROBECO

Mutual Fund