

CANARA ROBECO CORPORATE BOND FUND

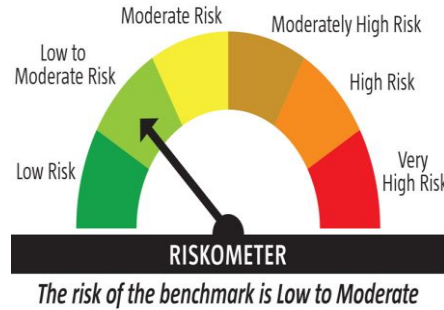
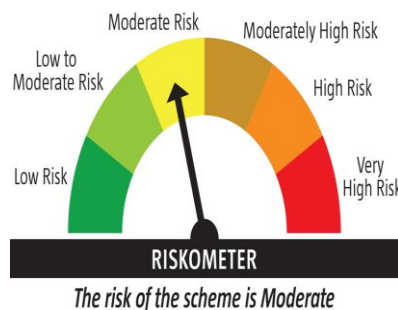
Feb 2025

Canara Robeco Corporate Bond Fund

An open ended debt scheme predominantly investing in AA+ and above rated corporate bonds.

This product is suitable for investors who are seeking*

- Income / capital appreciation through a low credit risk strategy
- Investment in a portfolio constituted predominantly of AA+ and above rated corporate bonds



Benchmark Name – CRISIL
Corporate Debt A-II Index

POTENTIAL RISK CLASS (PRC) MATRIX*
Relatively High Interest Rate Risk and Moderate Credit Risk

Credit Risk	Potential Risk Class		
	Relatively Low (Class A)	Moderate (Class B)	Relatively High (Class C)
Interest Rate Risk			
Relatively Low (Class I)			
Moderate (Class II)			
Relatively High (Class III)		B-III	

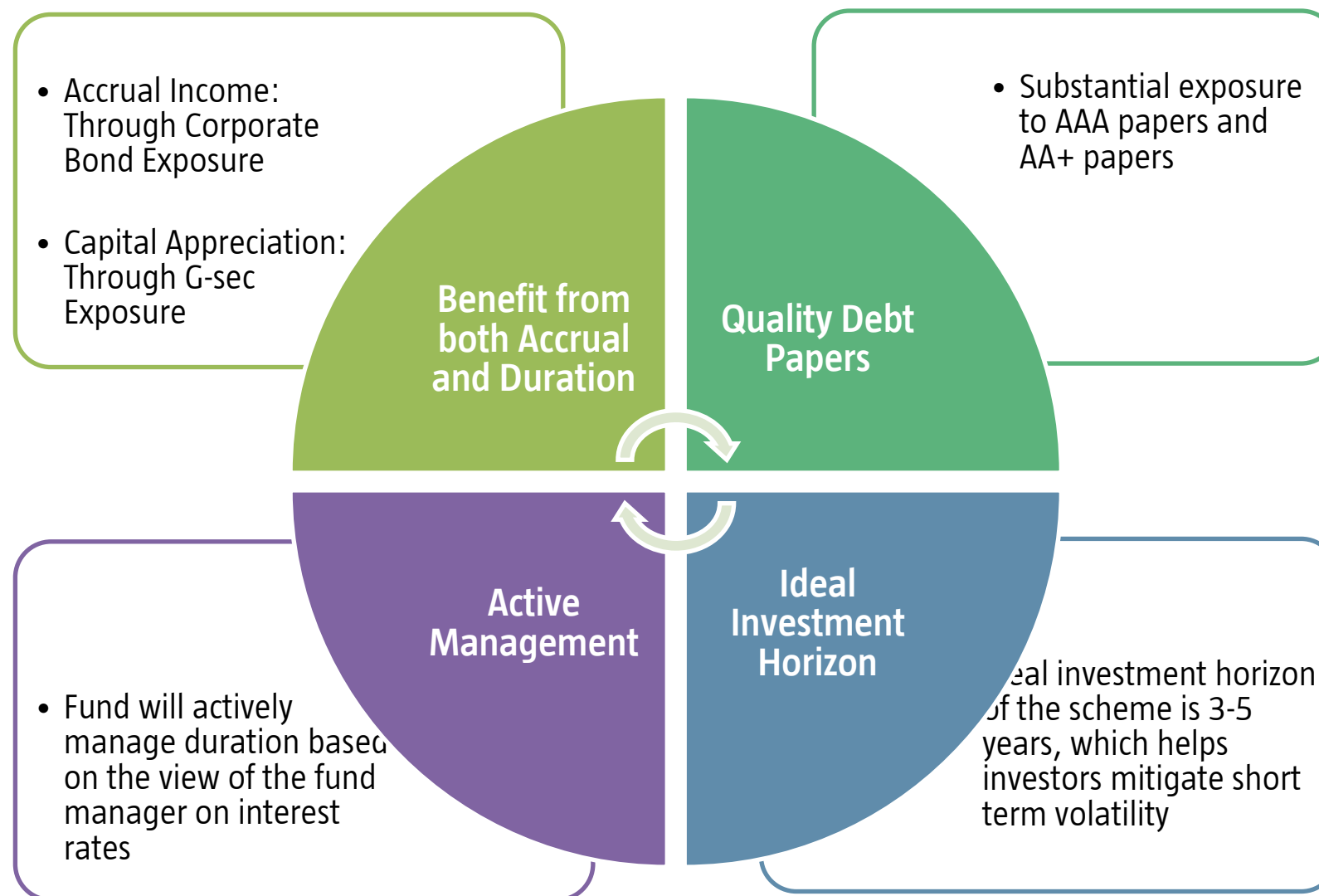
**Investors should consult their financial advisers if in doubt about whether the product is suitable*

Note: The Scheme and Benchmark Risk-O-Meters are evaluated on a monthly basis and the above Risk-O-Meters are based on the evaluation of the portfolios for the month ended 28th Feb'25

CANARA ROBECO CORPORATE BOND FUND – AN INTRODUCTION

- ❑ Canara Robeco Corporate Bond Fund is an open ended debt scheme seeks to generate income and capital appreciation through a portfolio constituted predominantly of AA+ and above rated Corporate Debt across maturities.
- ❑ The scheme endeavours to generate accrual income by investing in High quality debt papers.
- ❑ It also looks to benefit from the mispriced opportunities in the markets and a possible upgrade of rating of the instruments in which investments are made thereby generating capital appreciation.
- ❑ The fund is suitable for investors who have a medium to long term investment horizon & a moderate risk appetite.
- ❑ In a scenario of global volatility creating local uncertainty, in the near to medium term, gives another Opportunity to long term investors to make fresh allocations to debt funds, in a phased manner.

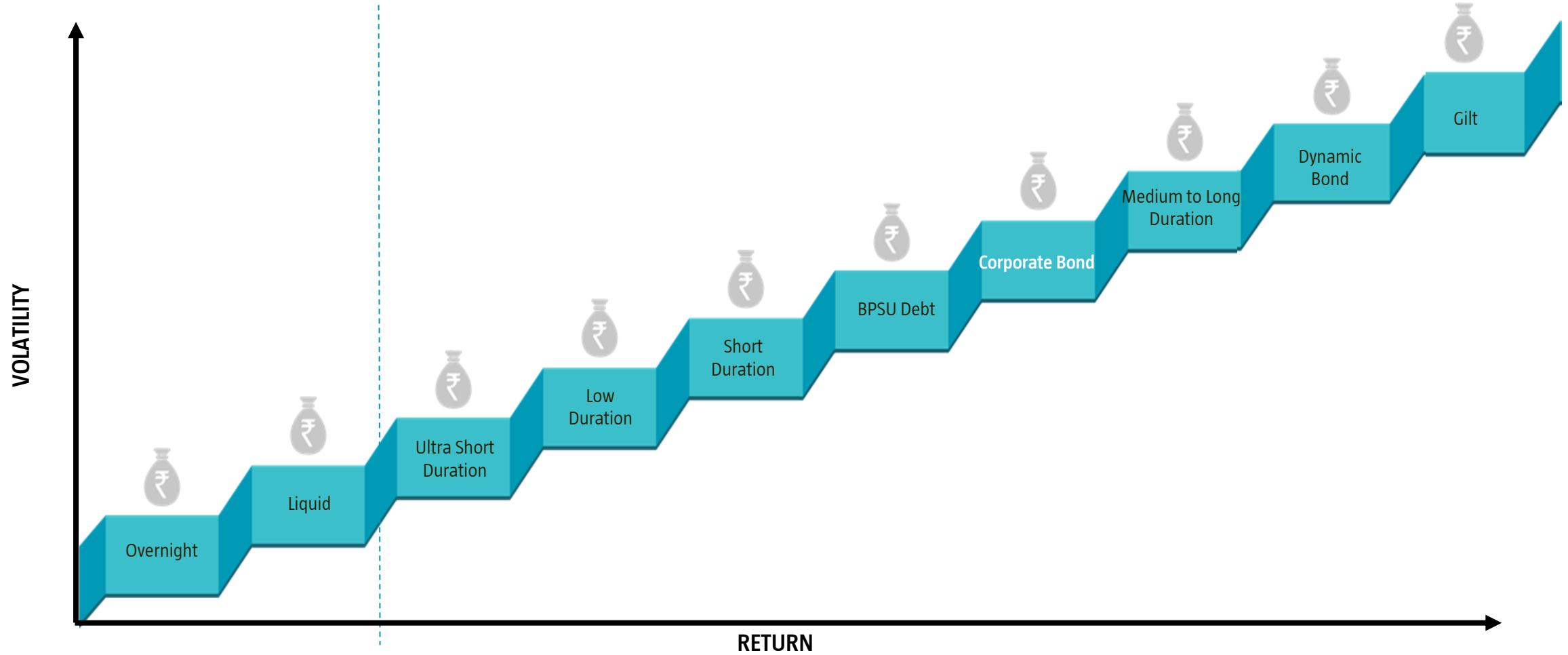
WHY INVEST



PORTFOLIO HIGHLIGHT

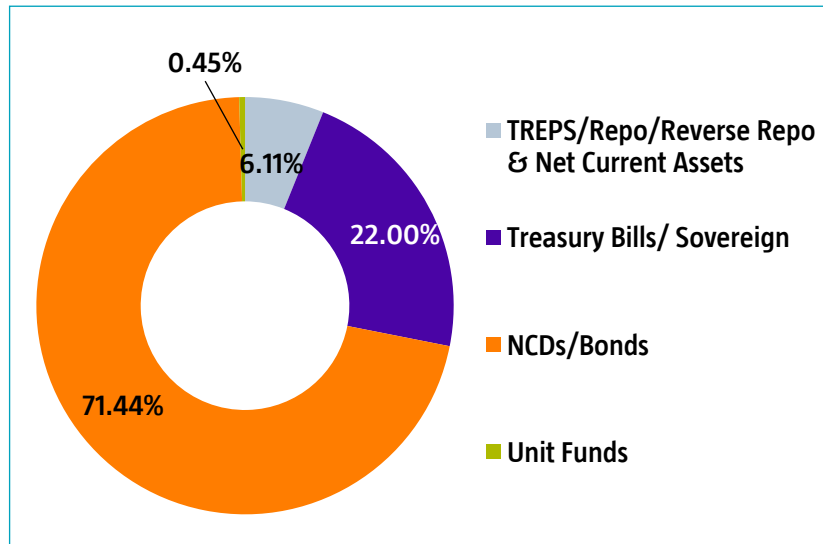
- ❑ As per the latest portfolio, a substantial portion of the portfolio was allocated to securities rated AA+ & above, Sovereign and Cash & Cash Equivalents with a view to maximize income while maintaining an optimum balance of safety & liquidity.
- ❑ The fund has optimized returns by keeping its average maturity consistent between 3 to 5 years with a stable underlying Corporate Bond holding.
- ❑ The fund is positioned to benefit from expected volatile movements in interest rates.

RISK-REWARD MATRIX

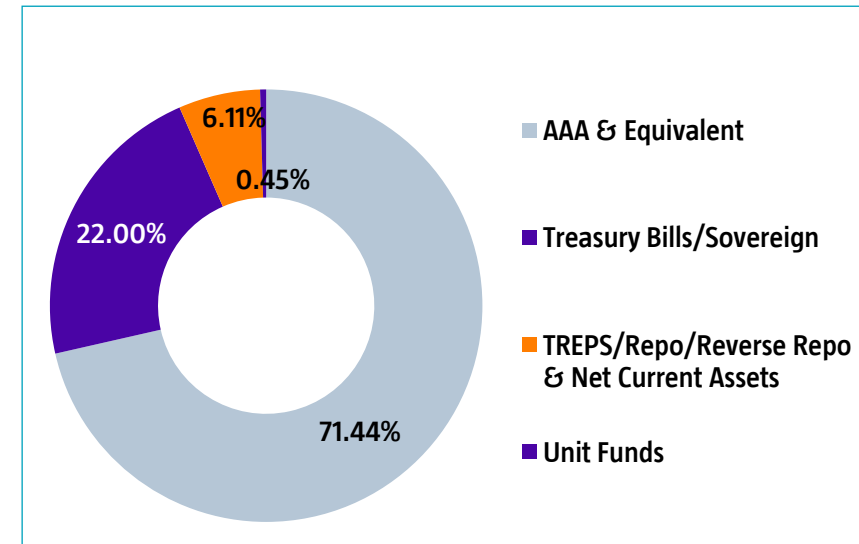


Portfolio Analysis

Asset Allocation

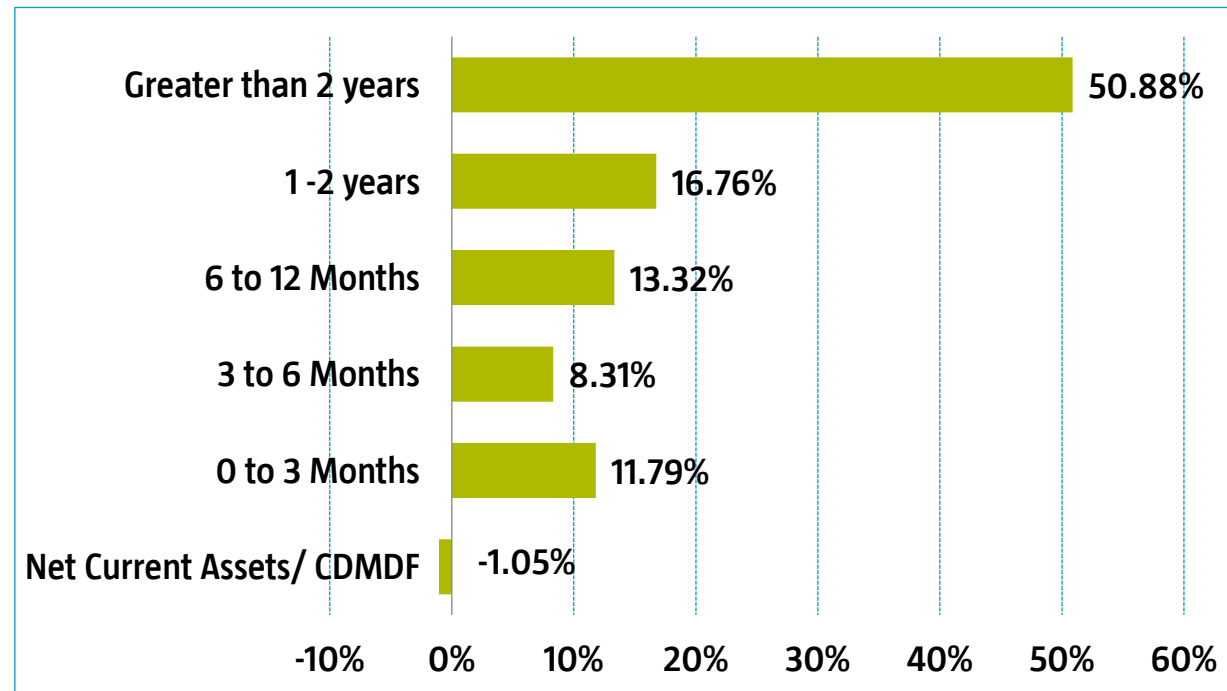


Rating Allocation



Portfolio Analysis

Maturity Profile



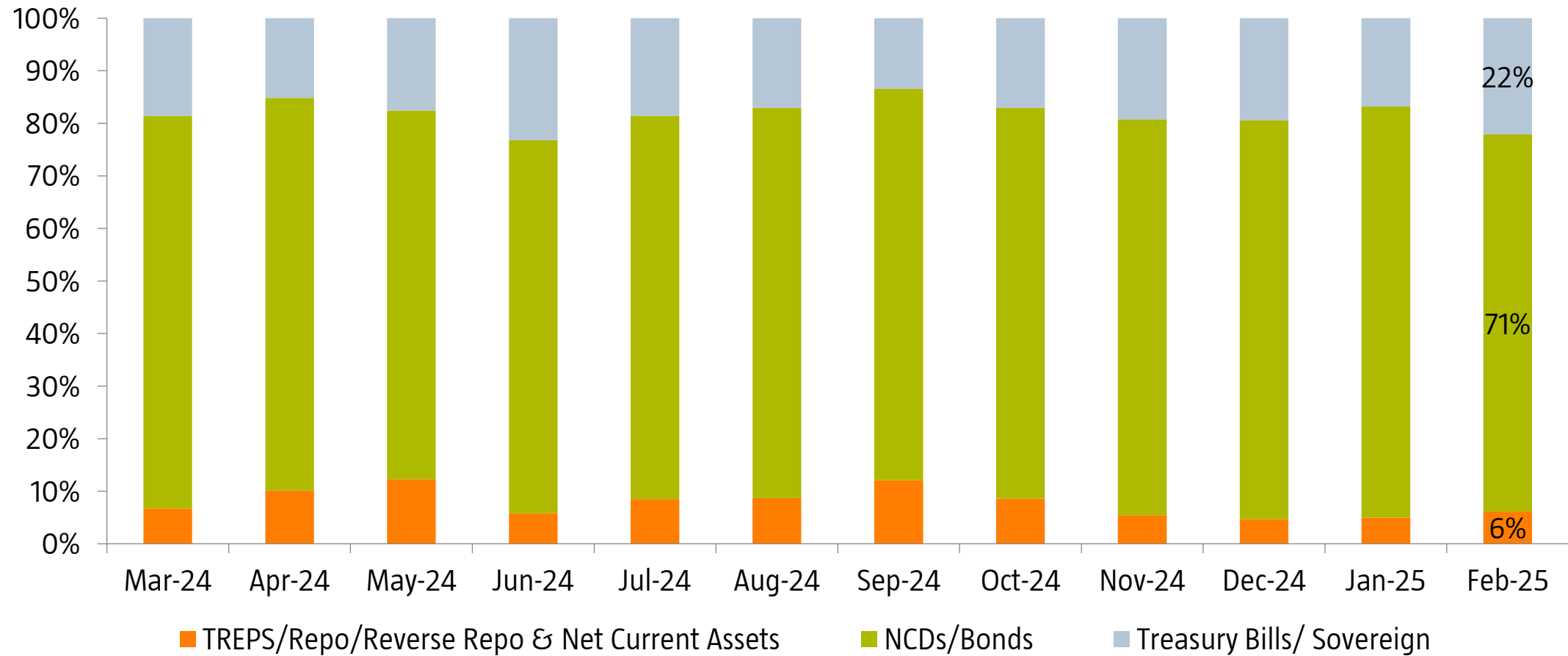
Residual Maturity	7.40 years
-------------------	------------

Modified Duration	4.03 years
-------------------	------------

YTM	7.40%
-----	-------

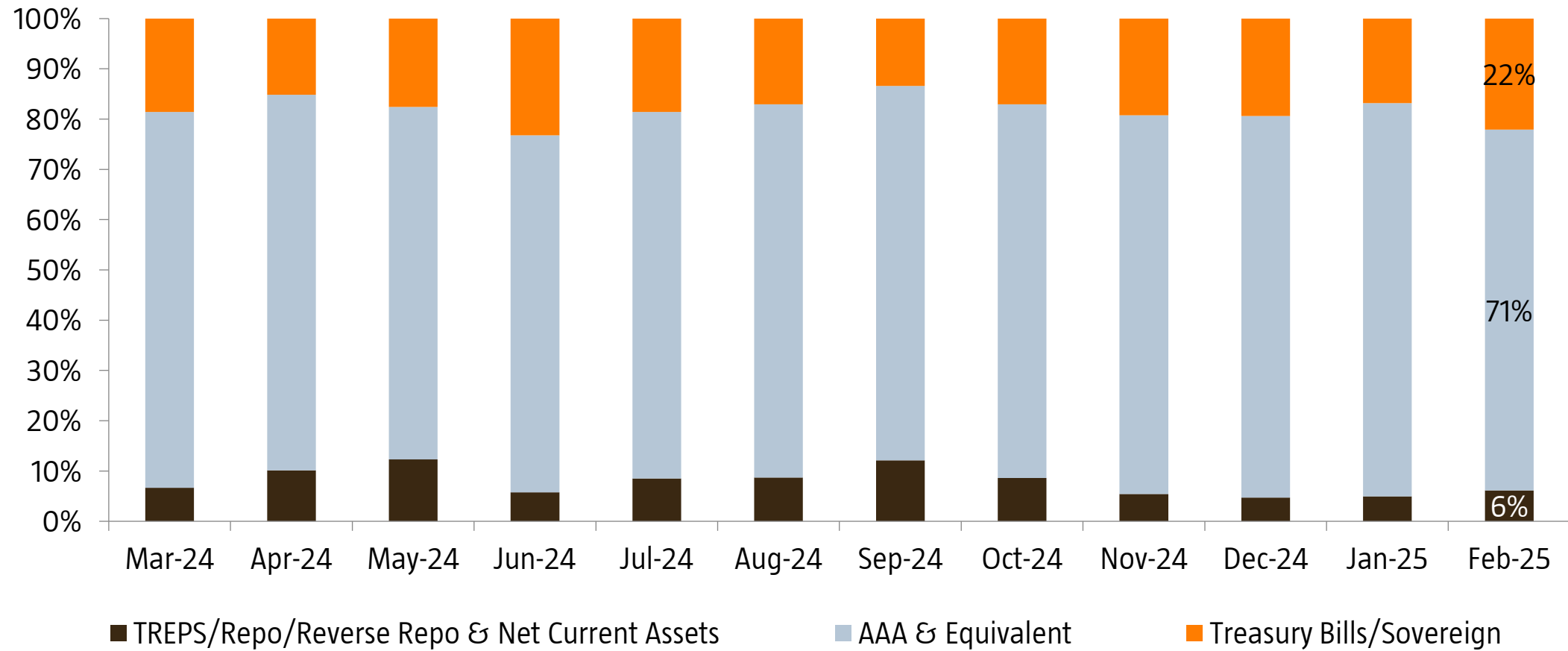
Portfolio Analysis

Asset Allocation



Portfolio Analysis

Rating Allocation



Fund Manager Performance

Fund Manager: Mr. Avnish Jain

Scheme Names	CAGR (%)												
	1 Year Return			3 Years Return			5 Years Return			Since Inception			
	Scheme Regular Plan	Scheme Direct Plan	Bench-mark*	Scheme Regular Plan	Scheme Direct Plan	Bench-mark*	Scheme Regular Plan	Scheme Direct Plan	Bench-mark*	Scheme Regular Plan	Scheme Direct Plan	Bench-mark* Regular Plan	Bench-mark* Direct Plan
Canara Robeco Equity Hybrid Fund*	3.31	4.48	3.30	9.84	11.12	10.50	13.33	14.67	14.06	11.37	14.07	-	11.93
Canara Robeco Conservative Hybrid Fund*^	5.63	6.86	6.86	6.74	8.02	7.42	8.12	9.42	8.29	9.89	9.59	8.78	8.88
Canara Robeco Liquid Fund	7.29	7.38	7.22	6.61	6.68	6.65	5.28	5.34	5.48	6.98	6.73	6.82	6.76
Canara Robeco Savings Fund	7.25	7.58	7.53	6.30	6.60	6.65	5.56	5.85	6.05	7.30	7.26	7.23	7.48
Canara Robeco Ultra Short Term Fund	6.72	7.32	7.55	5.88	6.45	6.84	4.87	5.45	5.95	6.79	6.90	7.43	7.23
Canara Robeco Corporate Bond Fund	6.96	7.64	7.71	5.52	6.20	6.25	5.53	6.20	6.42	6.97	7.61	8.23	8.23
Canara Robeco Gilt Fund	6.35	7.12	8.59	5.76	6.51	6.88	5.35	6.10	6.48	8.20	8.06	8.49	7.64
Canara Robeco Dynamic Bond Fund	5.47	6.62	7.69	5.21	6.36	6.18	4.84	5.93	6.37	6.84	7.75	7.78	7.87
Canara Robeco Income Fund	6.41	7.65	7.93	5.07	6.28	6.26	4.92	6.11	6.41	7.78	7.77	7.65	7.87
Canara Robeco Short Duration Fund^	7.03	7.67	7.73	5.61	6.25	6.28	5.49	6.13	6.20	6.71	7.20	7.76	7.61
Canara Robeco Banking And Psu Debt Fund	7.19	7.55	7.12	N.A	N.A	-	N.A	N.A	-	6.47	6.80	6.90	6.90

Note:

- Mr. Avnish Jain manages 11 open-ended schemes of Canara Robeco Mutual Fund.
- Period for which scheme's performance has been provided is computed basis last day of the month-end preceding the date of advertisement.
- Different plans shall have a different expense structure. The performance details provided herein are of Regular plan - Growth Option & Direct plan - Growth Option.
- *Managing the portfolio only for debt allocation.
- ^As per the provisions of SEBI circular dated April 12, 2018 (Performance disclosure post consolidation/ Merger of Schemes), the past performance of aforesaid scheme is based on the historical NAV of Canara Robeco Income Saver Fund (erstwhile Canara Robeco Monthly Income Plan) and hence may not be comparable.
- Past performance may or may not be sustained in the future.
- : Corresponding Benchmark values not available.
- N.A.- Not Applicable because scheme is in existence for less than 3 years.

Fund Manager: Ms. Suman Prasad

Scheme Names	CAGR (%)													
	6 Months Return**			1 Year Return			3 Years Return			5 Years Return			Since Inception	
	Scheme Regular Plan	Scheme Direct Plan	Bench-mark*	Scheme Regular Plan	Scheme Direct Plan	Bench-mark*	Scheme Regular Plan	Scheme Direct Plan	Bench-mark*	Scheme Regular Plan	Scheme Direct Plan	Bench-mark*	Scheme Regular Plan	Scheme Direct Plan
Canara Robeco Corporate Bond Fund				6.96	7.64	7.71	5.52	6.20	6.25	5.53	6.20	6.42	6.97	7.61
Canara Robeco Short Duration Fund^				7.03	7.67	7.73	5.61	6.25	6.28	5.49	6.13	6.20	6.71	7.20
Canara Robeco Banking And Psu Debt Fund				7.19	7.55	7.12	N.A	N.A	-	N.A	N.A	-	6.47	6.80
Canara Robeco Overnight Fund				6.54	6.55	6.68	6.12	6.13	6.25	4.93	4.95	5.03	4.95	4.96
Canara Robeco Balanced Advantage**	-19.31	-17.93	-12.21	N.A	N.A	-	N.A	N.A	-	N.A	N.A	-	-12.34	-10.95

Note:

- Ms. Suman Prasad manages 5 open-ended schemes of Canara Robeco Mutual Fund.
- Period for which scheme's performance has been provided is computed basis last day of the month-end preceding the date of advertisement.
- Different plans shall have a different expense structure. The performance details provided herein are of Regular plan - Growth Option & Direct plan - Growth Option.
- ^As per the provisions of SEBI circular dated April 12, 2018 (Performance disclosure post consolidation/ Merger of Schemes), the past performance of aforesaid scheme is based on the historical NAV of Canara Robeco Short Duration Fund (erstwhile Canara Robeco Yield Advantage Fund) and hence may not be comparable.
- Past performance may or may not be sustained in the future.
- **Scheme has been in existence for more than six months but less than one year, therefore returns shown above are based on simple annualized growth rate of the scheme for the past 6 months and since inception.
- N.A.- Not Applicable because scheme is in existence for less than 3 years.
- : Corresponding Benchmark values not available.

Fund Summary:

Fund Category	Open ended debt scheme predominantly investing in AA+ and above rated corporate bonds.
Investment Objective	The Scheme seeks to generate income and capital appreciation through a portfolio constituted predominantly of AA+ and above rated Corporate Debt across maturities. However, there can be no assurance that the investment objective of the scheme will be realized
Inception Date	7-Feb-14
Asset Allocation	<input type="checkbox"/> Corporate Debt of varying maturities: 80%-100% <input type="checkbox"/> Money Market Instruments : 0% - 20% <input type="checkbox"/> REITs / INVITs : 0% - 10%.
Plans/Options	Regular & Direct Plan: Options: Growth / Daily, Weekly, Monthly and Quarterly Dividend with payout & Reinvestment
Facilities	SIP/ STP/ SWP/ Dividend Transfer Facility
Fund Size	Rs. 119.58 Crs (Month End AUM)
Load Structure	Exit Load: Nil
Benchmark	CRISIL Corporate Debt A-II Index
Fund Manager	Mr. Avnish Jain, Ms. Suman Prasad

Disclaimer

The information used towards formulating the outlook have been obtained from sources published by third parties. While such publications are believed to be reliable, however, neither the AMC, its officers, the trustees, the Fund nor any of their affiliates or representatives assume any responsibility for the accuracy of such information. CRMF, its sponsors, its trustees, CRAMC, its employees, officer, directors, etc. assume no financial liability whatsoever to the user of this document. Mutual Fund Investments are subject to market risk. Investors are requested to read the Scheme related documents carefully before investing.

Mutual Fund investments are subject to market risks, read all Scheme related documents carefully.